

Info Edge (India) Limited

India's internet classifieds company

May, 2019

Disclaimer

This presentation has been prepared by Info Edge (India) Limited (the "Company") solely for information purposes without any regard to any specific objectives, financial situations or information needs of any particular person. This presentation and its contents are confidential and should not be copied, distributed, disseminated, published or reproduced, in whole or part, or disclosed by recipients directly or indirectly to any other person. By reviewing this presentation, you agree to be bound by the trailing restrictions regarding the information disclosed in these materials.

This presentation contains statements that constitute forward-looking statements. These statements include descriptions regarding the intent, belief or current expectations of the Company or its directors and officers with respect to the results of operations and financial condition of the Company. These statements can be recognized by the use of words such as "expects," "plans," "will," "estimates," "projects," or other words of similar meaning. Such forward-looking statements are not guarantees of future performance and involve risks and uncertainties, and actual results may differ from those in such forward-looking statements as a result of various factors and assumptions which the Company believes to be reasonable in light of its operating experience in recent years. The risks and uncertainties relating to these statements include, but not limited to, risks and uncertainties, regarding fluctuations in earnings, our ability to manage growth and competition, among others. The Company does not undertake any obligation to revise or update any forward-looking statement that may be made from time to time by or on behalf of the Company. Given these risks, uncertainties and other factors, viewers of this presentation are cautioned not to place undue reliance on these forward-looking statements.

No representation, warranty, guarantee or undertaking, express or implied, is or will be made as to, and no reliance should be placed on, the accuracy, completeness, correctness or fairness of the information, estimates, projections and opinions contained in this presentation. Potential investors must make their own assessment of the relevance, accuracy and adequacy of the information contained in this presentation and must make such independent investigation as they may consider necessary or appropriate for such purpose. Such information and opinions are in all events not current after the date of this presentation. Further, past performance of the Company is not necessarily indicative of its future results. Any opinions expressed in this presentation or the contents of this presentation are subject to change without notice. This presentation should not be construed as legal, tax, investment or other advice.

Neither the Company nor any placement agent, promoters or any other persons that may participate in any offering of any securities of the Company shall have any responsibility or liability whatsoever for any loss howsoever arising from this presentation or its contents or otherwise arising in connection therewith.

This presentation does not constitute or form part of and should not be construed as, directly or indirectly, any offer or invitation or inducement to sell or issue, or any solicitation of any offer to purchase or subscribe for, any securities of the Company by any person in any jurisdiction, including in India, the United States, Australia, Canada or Japan, nor shall it or any part of it or the fact of its distribution form the basis of, or be relied on in connection with, any investment decision or any contract or commitment therefore.

Securities of the Company may not be offered or sold in the United States absent registration or an applicable exemption from registration under the United States Securities Act of 1933, as amended.

This presentation is not a prospectus, a statement in lieu of a prospectus, an offering circular, an advertisement or an offer document under the Companies Act, 2013, the Securities and Exchange Board of India (Issue of Capital and Disclosure Requirements) Regulations, 2009, as amended, or any other applicable law in India.

Data, numbers and statements made are what the company or investee company believes are a reasonable representation of the respective business(es).

All figures mentioned are for Info Edge (India) Ltd. as a standalone entity and are as of Mar 31, 2019 or for the quarter ended Mar 31, 2019, unless indicated otherwise

Q4 FY19 or Q4 FY18-19 means the period Jan 01, 2019 to Mar 31, 2019

FY19 or FY 18-19 or FY 2019 means the Financial Year starting April 1, 2018 and ending March 31, 2019

1 Crore = 10 Million = 100 Lakh

Index

<i>About Info Edge</i>	<i>4</i>
<i>Financials</i>	<i>6</i>
<i>Governance at Info Edge</i>	<i>15</i>
<i>Naukri</i>	<i>19</i>
<i>99acres</i>	<i>34</i>
<i>Jeevansathi</i>	<i>47</i>
<i>Shiksha</i>	<i>53</i>
<i>Investments</i>	<i>66</i>
<i>Team and contacts</i>	<i>79</i>
<i>Annexures</i>	<i>84</i>

Info Edge – Leading Online Classified Businesses in India



Online Recruitment Search engine



Online Real Estate Search Portal



Online Match making (Matrimony) portal



Online Education Classified Portal

Investments in Technology-based startups



Online restaurant search engine and food delivery site.

Shareholding ~26.4%*[@]



Online insurance policies marketplace.

Shareholding ~15.8%*[^]



Supplementary online learning platform for K12 and Entrance Exams

Shareholding ~65.6%*



Men's grooming range (Ustraa)

Shareholding ~41.1%*

Other investments include Unnati Helpers (Tech enabled employment software, 28.6%); Diro Labs (Phonebook app, 14.8%); Wishbook (Catalog sharing app, 29%), NoPaperForms (Advanced enrolments management platform, 48.1%), Univariety (Guidance on careers, admissions and tests ,29.6%), Zippserv (Online real estate intelligence platform, 45.3%), Gramophone (Agri-Inputs e-commerce, 37.2%), Shoekconnect (B2B footwear marketplace, 29.8%), Printo (Retail chain providing print and document services, 25.1%), Medcords (Health care Tech Platform, 11.4%), Shopkirana (B2B grocery delivery platform, 15.5%)

* Approximate shareholding on fully disbursed and converted basis, held directly or indirectly (through subsidiaries, associates or affiliates). The % shareholding may or may not translate into an equivalent economic interest on account of conditions in the investment/ shareholders agreements.

[@] Net of disposal of secondary sale with proceeds of USD 50 mn; Shareholding post the latest round of investment and dilution

[^] Represents effective economic interest held by Info Edge directly (7.59%) and indirectly through subsidiary companies – in partnership with Temasek (8.26%)

Key Financials- Past 5 years performance

All numbers in Rs Cr

Description	FY 14	FY 15	FY 16	FY 17	FY 18	FY19	CAGR
Revenues	505	611	717	802	916	1098	16.5%
Billing	524	653	753	861	977	1177	17.3%
Operating EBITDA*	164	180	159	254	315	356	17.5%
Operating Margin (%)	32%	29%	22%	32%	34%	32%	
Operating PBT (ex-other income)	147	162	137	203	276	321	17.5%
Cash And Equivalent	478	1,172	1,114	1,309	1,500	1550	
Investments in startups	336	692	766	732	778	1025	
Head Count	3,016	3,826	4,214	3,999	4,036	4330	
Dividend Payout	25%	30%	30%	45%	55%	60%	

*IND-AS numbers for FY16-FY18; EBITDA for FY16-FY18 adjusted for non-cash charges. Rest all years in I GAAP.

** This amount represents net investment in investee companies.

● Amount shown as "Investment in Startup" is as on 30th April'19.

Key Financials

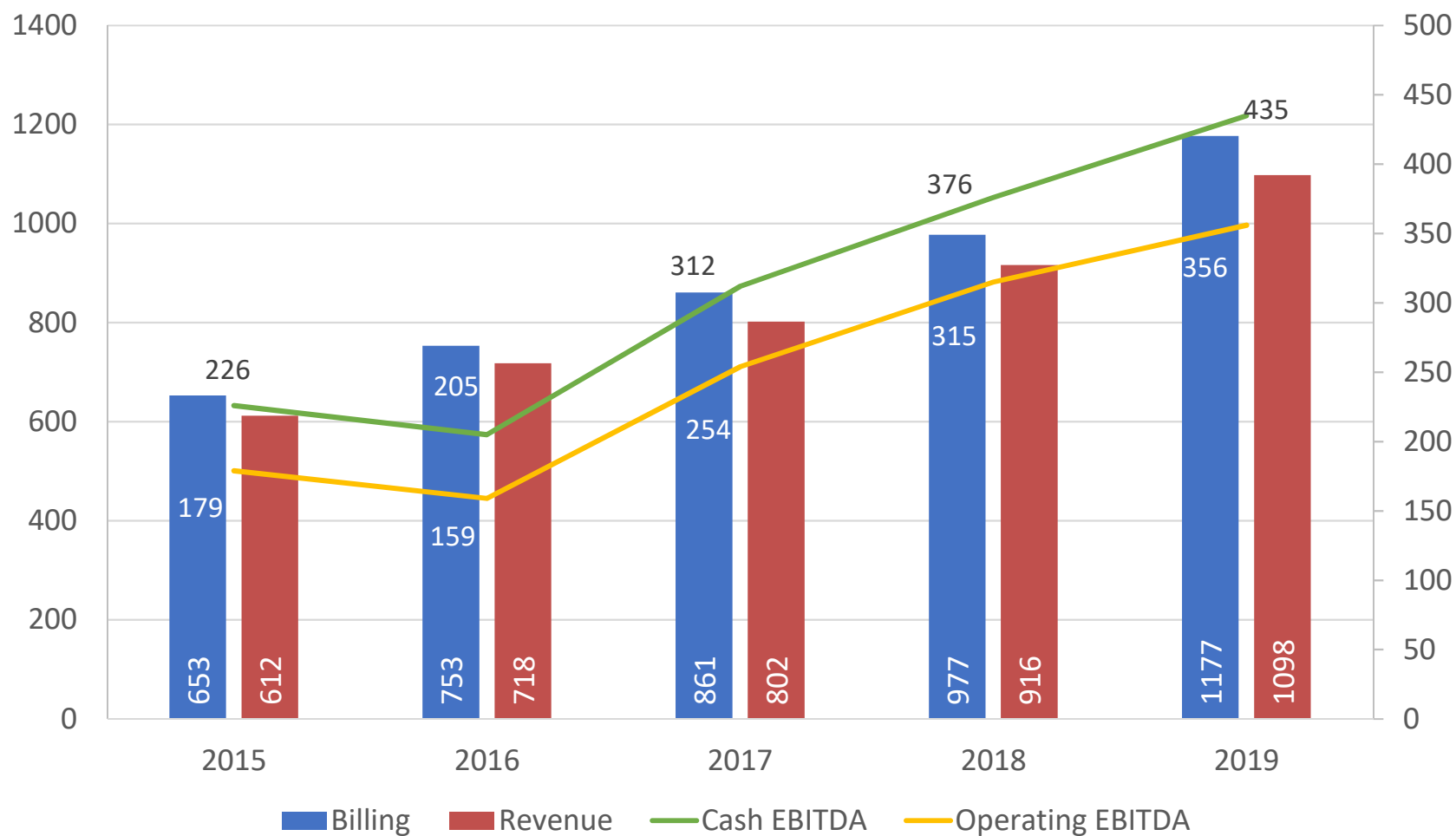
All numbers in Rs Cr

Description	FY19	FY 18	FY 17	Growth 19 Vs 18	Growth 18 Vs 17
Billing					
Info Edge *	1177	976	860	20.6%	13.5%
- Recruitment	847	708	632	19.6%	12.0%
- 99Acres	207	157	126	31.8%	24.6%
Revenues					
Info Edge *	1098	915	802	20.0%	14.1%
- Recruitment	786	669	595	17.5%	12.4%
- 99Acres	192	135	112	42.2%	20.5%
Operating EBITDA					
Info Edge *	341	297	227	14.8%	30.8%
- Recruitment	429	376	321	14.1%	17.1%
- 99Acres	(21)	(30)	(57)		
Operating EBITDA %					
Info Edge *	31%	33%	28%		
- Recruitment	55%	56%	54%		

* Info Edge standalone financials
Segmental data for Naukri and 99acres

Financial performance*

Info Edge Billing and Cash EBITDA** (Rs crore) trend

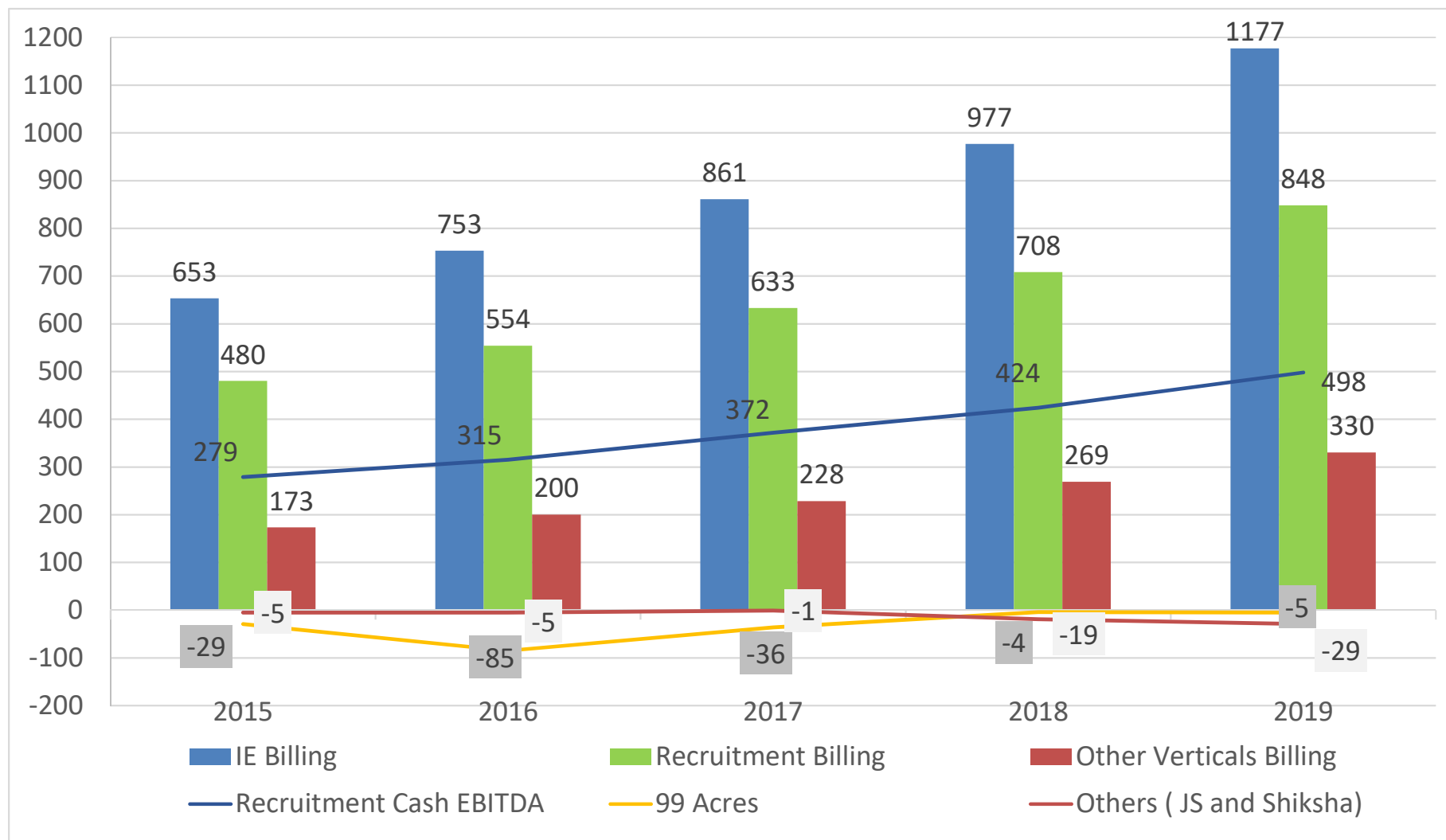


* IND-AS numbers for FY17-FY19; Rest all years in I GAAP

** Cash EBITDA: Billing – Operating expenses adjusted for non-cash ESOP charges

Billing and Cash EBITDA*

Segmental Billing and Cash EBITDA** (Rs crore) trend

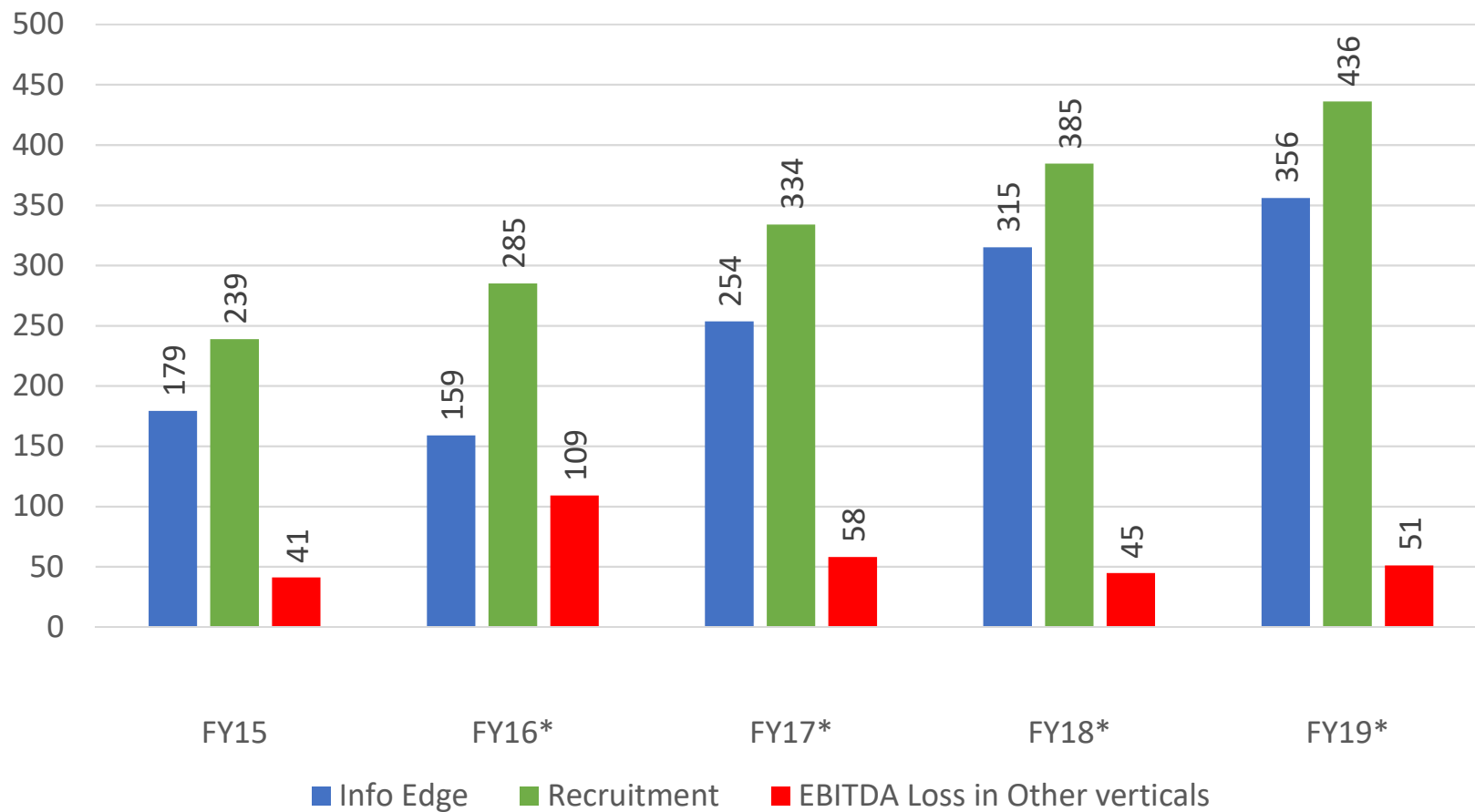


* IND-AS numbers for FY16-FY18; Rest all years in I GAAP

** Cash EBITDA: Billing – Operating expenses adjusted for non-cash ESOP charges

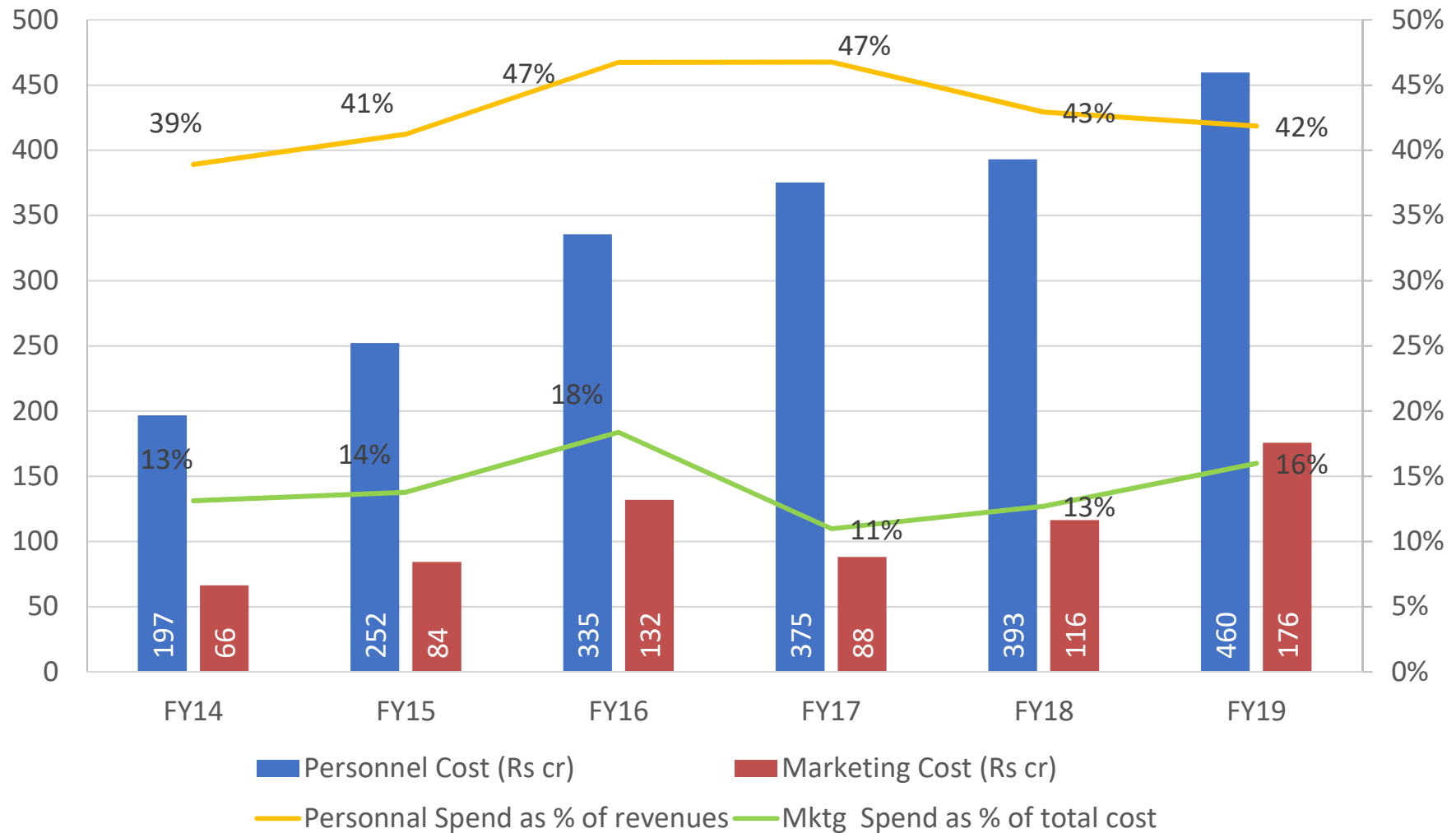
Operating EBITDA*

Info Edge and Segment-wise EBITDA (Rs crore)



* FY17 - FY19* in the charts above are based on IND-AS numbers; rest all years which are as per I GAAP

IP and Brand - Key Value Drivers for Info Edge

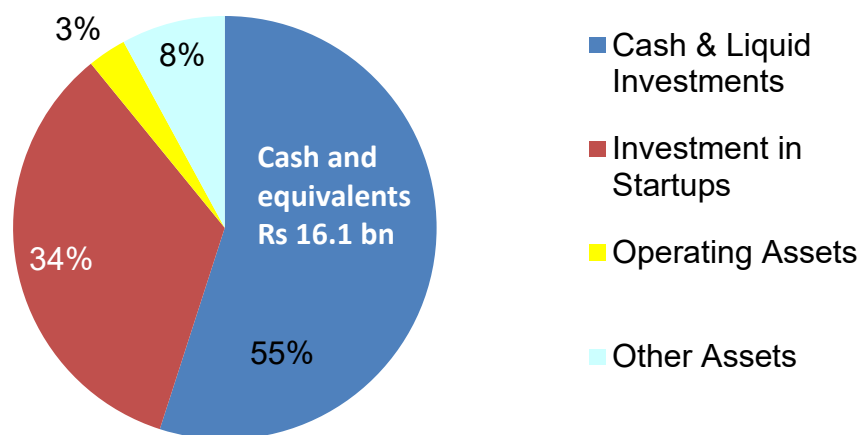


- Manpower and marketing constitute ~84% of our total standalone expenses
- Consistent investment in marketing efforts and IP creation leading to a strong network effect , platform and brand presence for Info Edge across verticals.

Assets and funds Allocation

As of March 31, 2019

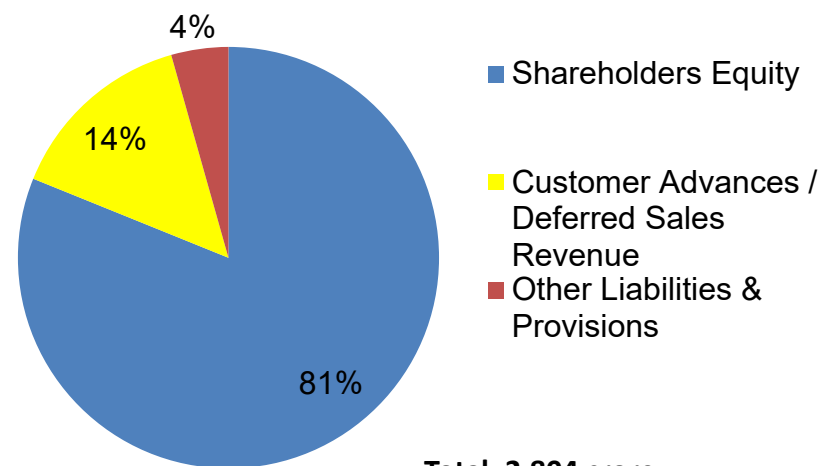
Assets



Total: 2,804 crore

- High margins due to operational leverage
- Strong cash generation due to high margins

Liabilities

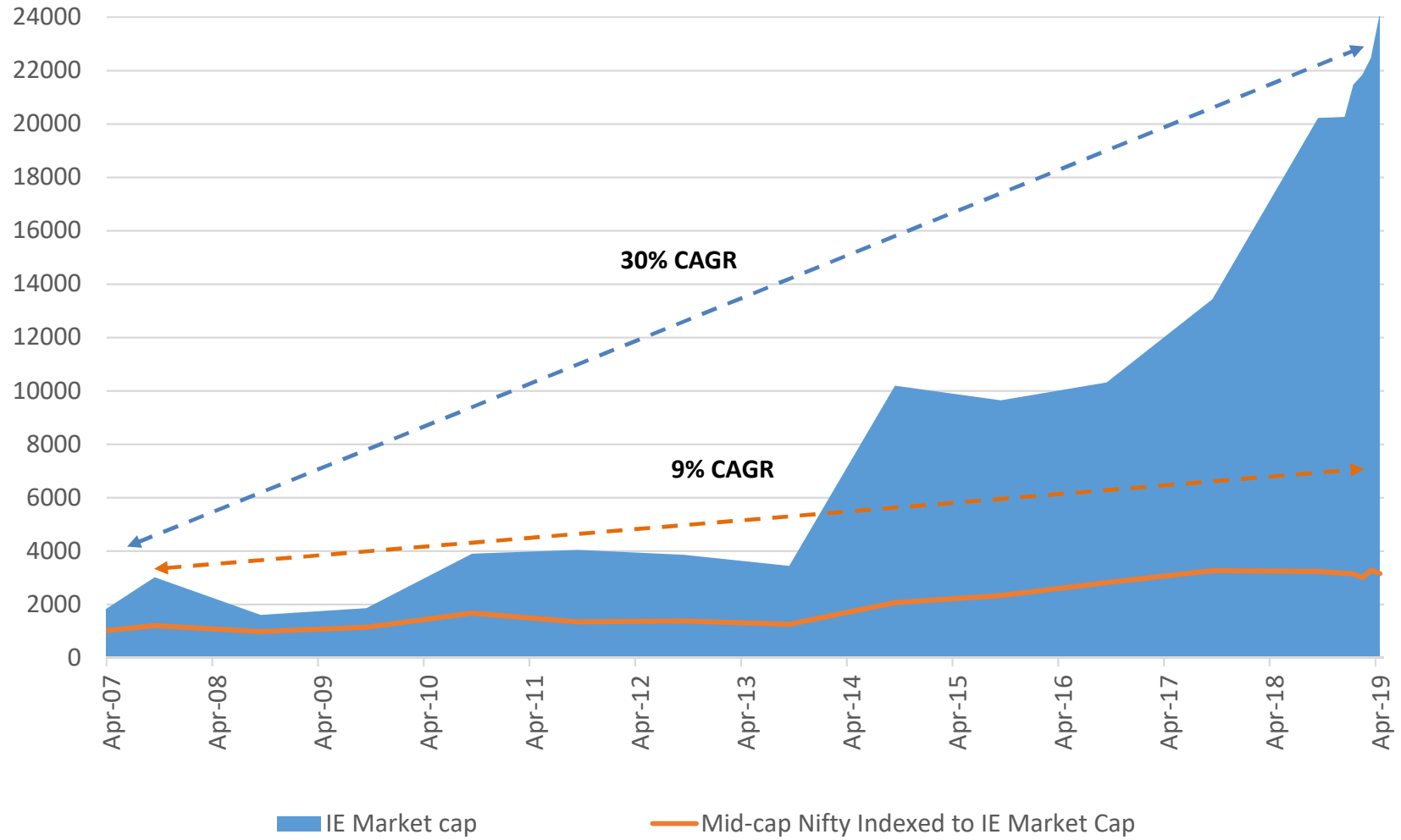


Total: 2,804 crore

- Upfront payments in subscription model results in negative working capital
- Negative working capital many times more than operating fixed assets

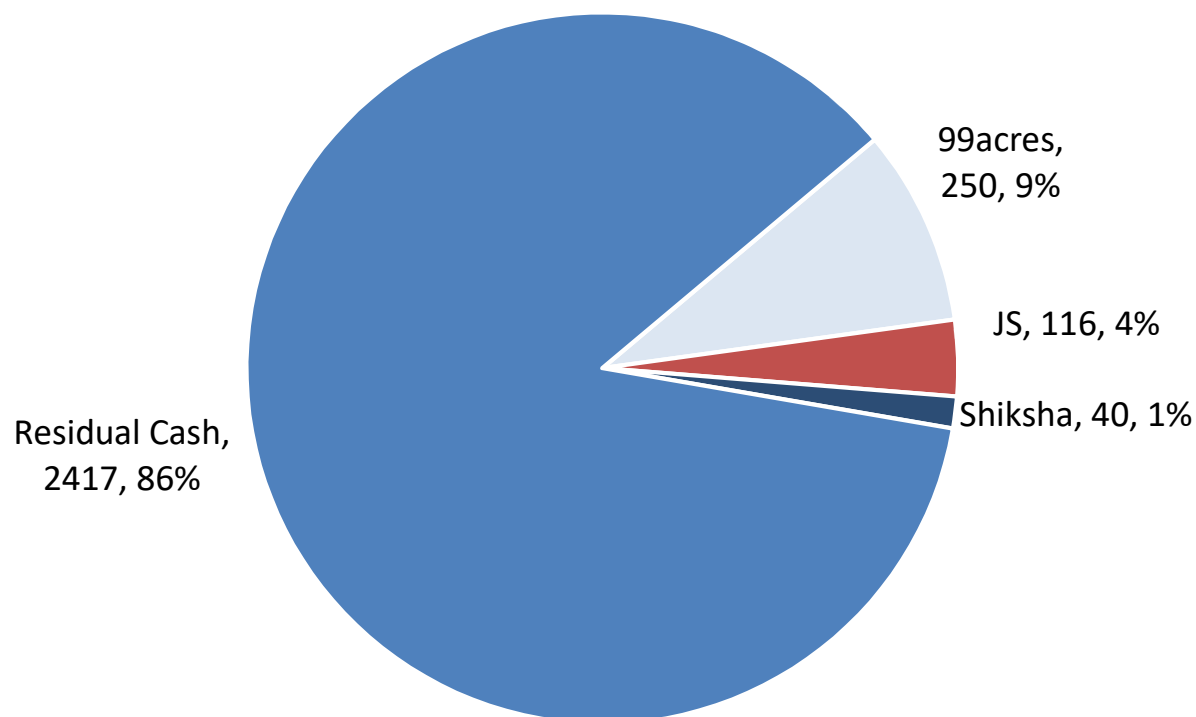
Market cap performance

Info Edge historical market cap trend (Rs crore) and Nifty Mid-cap relative trend



Recruitment profits ploughed back to build 99acres, Jeevansathi and Shiksha

Total Cash generated from Recruitment business since inception (Rs crore)



14% of the cash generated by recruitment has been used to fund other businesses till FY18

Above numbers are before adjusting for savings of ~33% due to tax shield

Corporate Governance- Cornerstone to our value system

- Independent Directors forms majority on the Board
- Non Executive Chairman
- Statutory Audit performed by EY
- Internal Audit performed by an external firm
- Audit committee comprises only of Independent Directors
- Formal dividend policy (15 to 40% of standalone PAT)
- Whistle blower mechanism through an Independent External Ombudsman
- Proactive on all disclosures to Stock Exchange

Board of Directors

Whole time

Sanjeev Bikhchandani (55)
Founder and Executive Vice Chairman
BA Econ. St. Stephen's.
PGDM IIM-A
Previously with GlaxoSmithKline

Hitesh Oberoi (46)
Managing Director and CEO
B.Tech IIT Delhi,
PGDM IIM-B
Previously with HLL (Unilever)

Chintan Thakkar (52)
Director and CFO
Chartered Accountant
Previously with Computer Associates, India

Non Executive

Kapil Kapoor (54)
Chairman & Non Executive Director

B.A.Econ, PGDM IIM-A

Previously COO (Global Business Development), Timex Group

Independent

Saurabh Srivastava (73)
Independent Director
B.Tech IIT Kanpur,
M.Sc Harvard
Founder IIS Infotech (Now Xansa)
NASSCOM, TIE, IAN, IVCA

Arun Duggal (72)
Independent Director
B.Tech IIT Delhi, PGDM IIM-A
Previously with Bank of America & HCL Technologies

Bala Deshpande (52)
Independent Director
MA Econ., MMS JBIMS
Sr. MD, New Enterprise Associates (NEA)

Naresh Gupta (52)
Independent Director

B Tech IIT Kanpur, Ph.D, University of Maryland

Previously MD, Adobe India

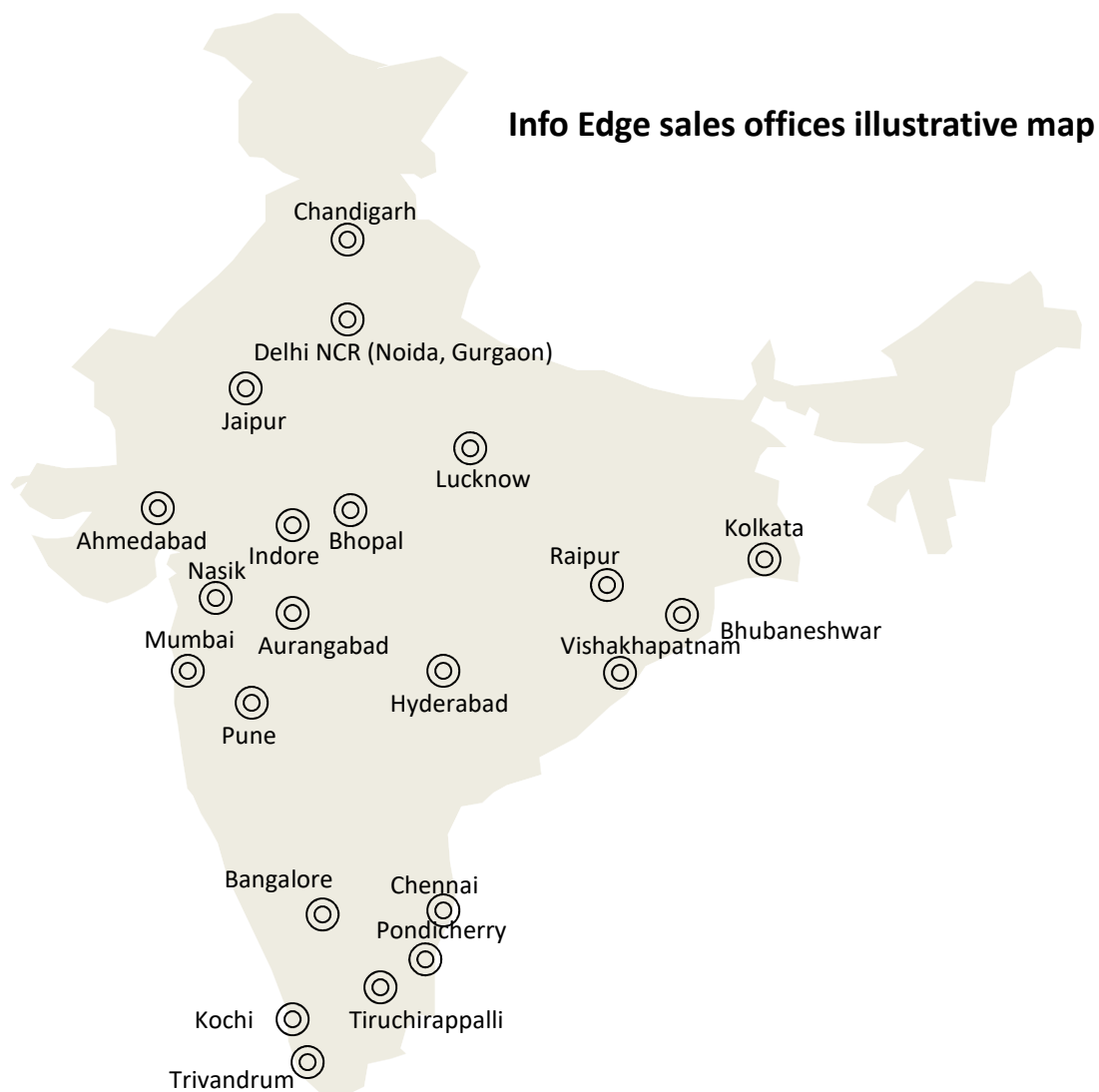
Sharad Malik (55)
Independent Director
B Tech IIT-D, MS, PhD, University of California
Chair-(Deptt. of Electrical Engineering), Princeton University

Ashish Gupta (52)
Independent Director
B Tech IIT-K, Doctorate from Stanford University
Founder Tavant Technologies, Jungle; Amazon

Geeta Mathur (52)
Independent Director
Chatered Accountant

Associated with ICICI Bank, Helpage India, IPE Global.

Nationwide sales/customer interface infrastructure

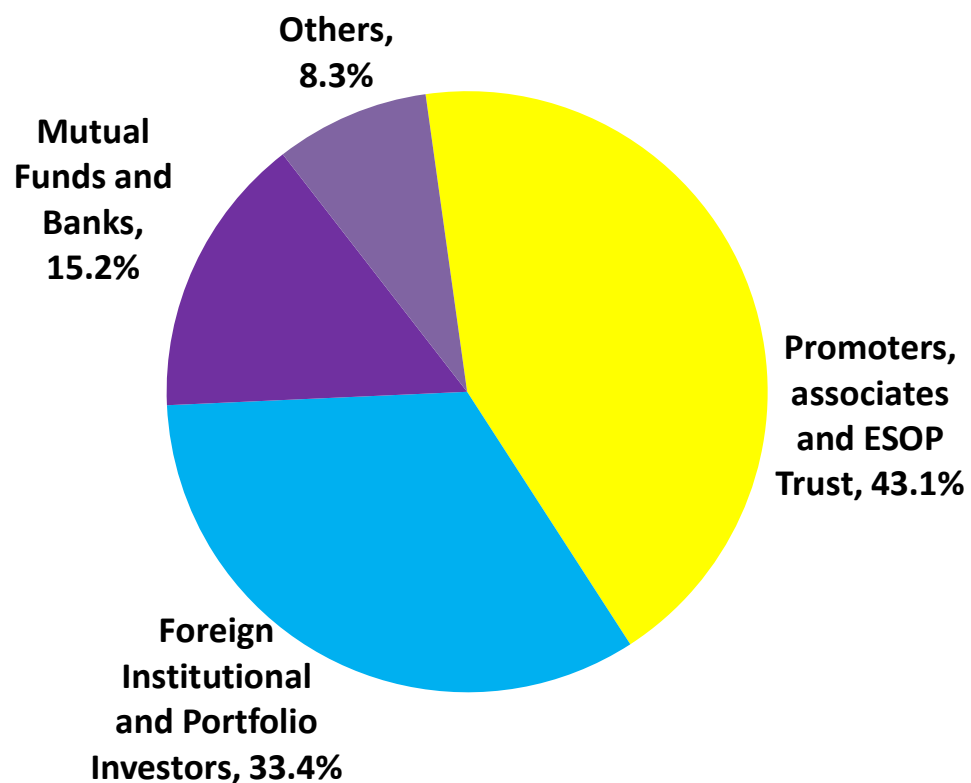


Key Observations

- Nation wide coverage through 73 company branch offices in 47 cities in India
- ~ 2,976 sales/ servicing/ client facing staff or 69% of the company's* workforce of ~4,330

Shareholding

As of March 31, 2019



Axis Mutual Fund	5.31%
Ward Ferry	3.23%
Nalanda	3.16%
Amansa	3.00%
UTI	2.19%
Mirae Asset	1.88%
Vanguard	1.72%
Franklin Templeton MF	1.74%
Goldman Sachs EM Fund	1.54%
SBI	1.50%
Wasatch	1.36%
Morgan Stanley (Mauritius)	1.15%
Cartica Capital Ltd	1.14%
Matthews	1.12%
Reliance Mutual Fund	0.89%
ICICI Prudential	0.85%
Amundi Funds	0.84%
Postal Life Insurance Fund	0.84%
Ishares	0.82%
Kontiki Master Fund	0.79%
City of New York Group Trust	0.78%
Emerging Markets Asia Growth Fund	0.75%

Total number of issued and paid up shares of Rs 10 each are 121.5 million (post 1:1 bonus in Sept, 2010, 1:1 bonus in Jun, 2012 and dilution (QIP) in Sept, 2014)

Naukri

The screenshot displays the Naukri.com website interface. At the top left is the Naukri.com logo with the tagline "India's No.1 Job Site". The main navigation bar includes "JOBS" (highlighted), "RECRUITERS", "COMPANIES", "SERVICES", "MORE", "LOGIN", "NOTIFICATIONS", "Employer Zone", and "Buy Online". Below this is a secondary navigation bar with categories: "All Jobs", "IIT/IIM Jobs", "Govt. Jobs", "International Jobs", and "Walk-in Jobs".

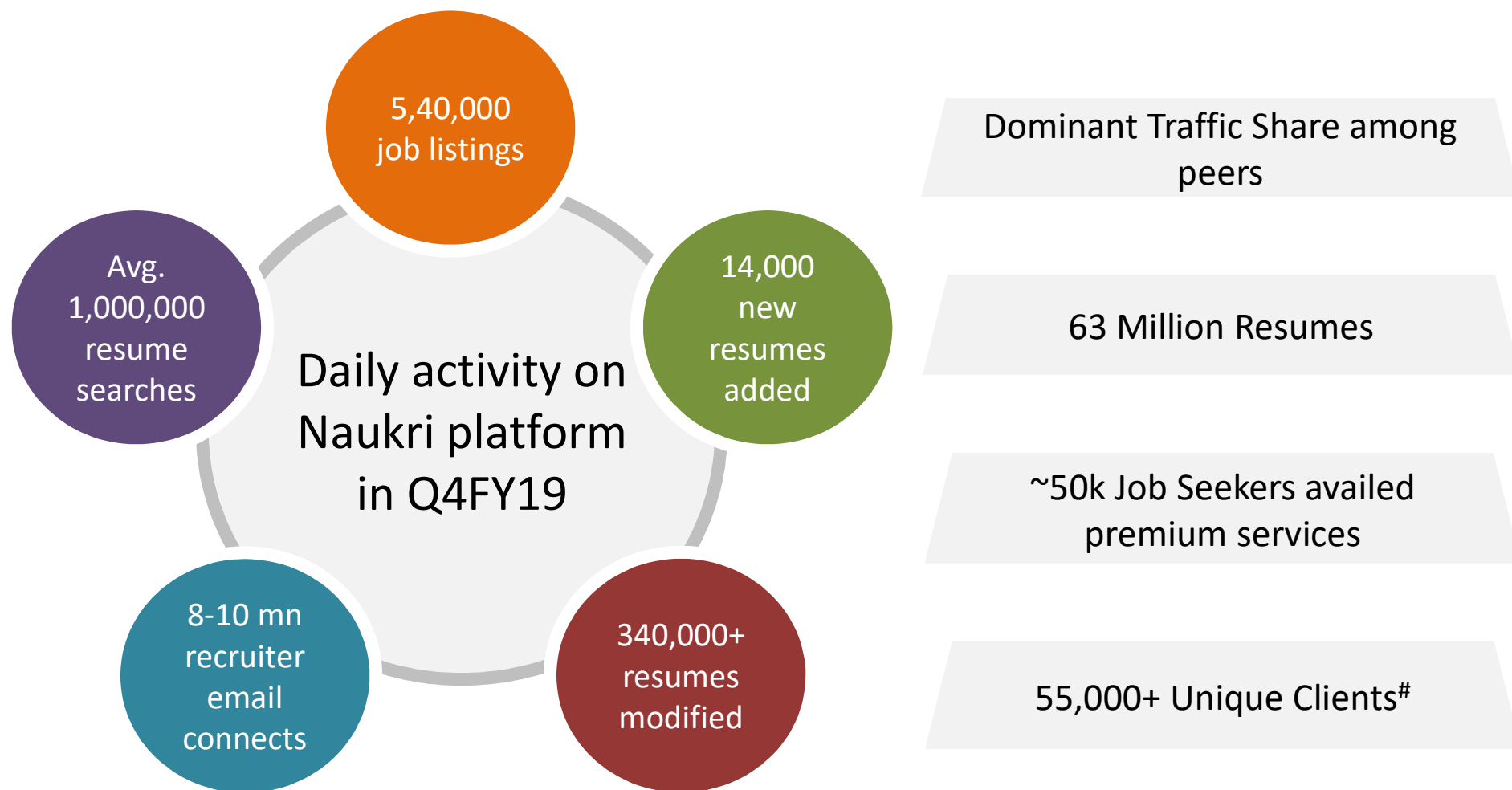
The main content area is divided into several sections:

- Search Jobs:** A search bar with a "Search" button.
- Recent Searches:** Lists "java programmer- 186 new jobs" and "investor relation- 135 new jobs".
- Recommended Jobs:** Shows 27 jobs, with a featured listing for "Head Public Relations - Technology - MNC PR Firm, Bangalore" (12-18 Years, Bengaluru/Bangalore) and a "View All Jobs" link.
- New to Naukri?:** Includes a "Register with us" button, an "or" separator, and an "Upload CV" button (with file format restrictions: Max 2 MB, doc, docx, rtf, pdf) and the text "We will fill your details".

Below the main content area is a horizontal banner with "HIRING" and "APPLY NOW" buttons, and logos for Shell, Genpact, and Synechron. To the right of this banner is a "Create a Job Alert" button with the text "Get best matched jobs on your email. No registration needed".

The bottom section features "Top Employers" (with Virtusa logo) and "Best Places to Work" with filters for "All Sectors", "Information Technology", "Manufacturing", and "Services".

Key operating metrics for Naukri

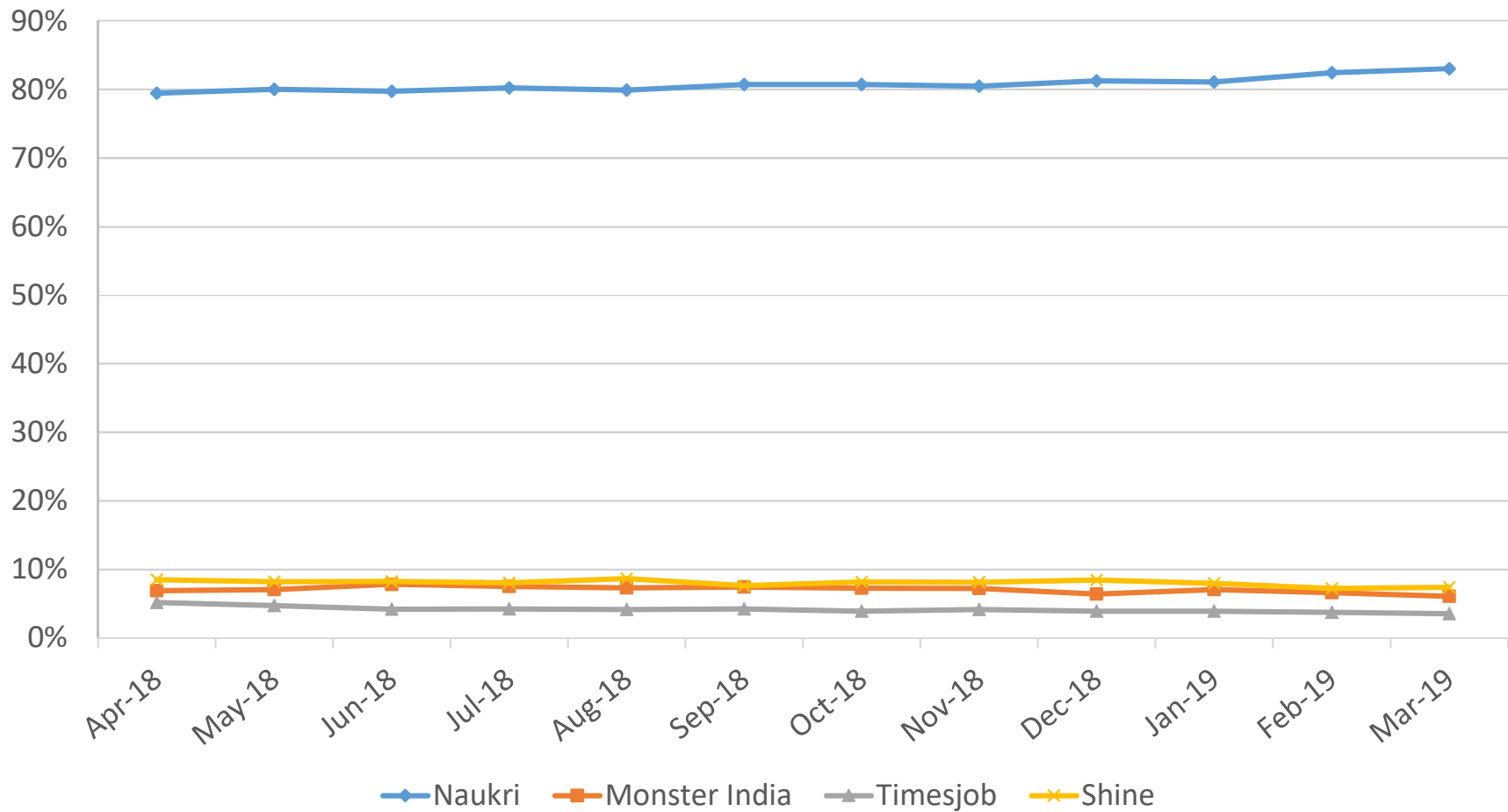


* Comparison among traditional job-boards (excludes LinkedIn and Indeed)

Based on IND-AS revenue

Naukri traffic share among traditional job sites

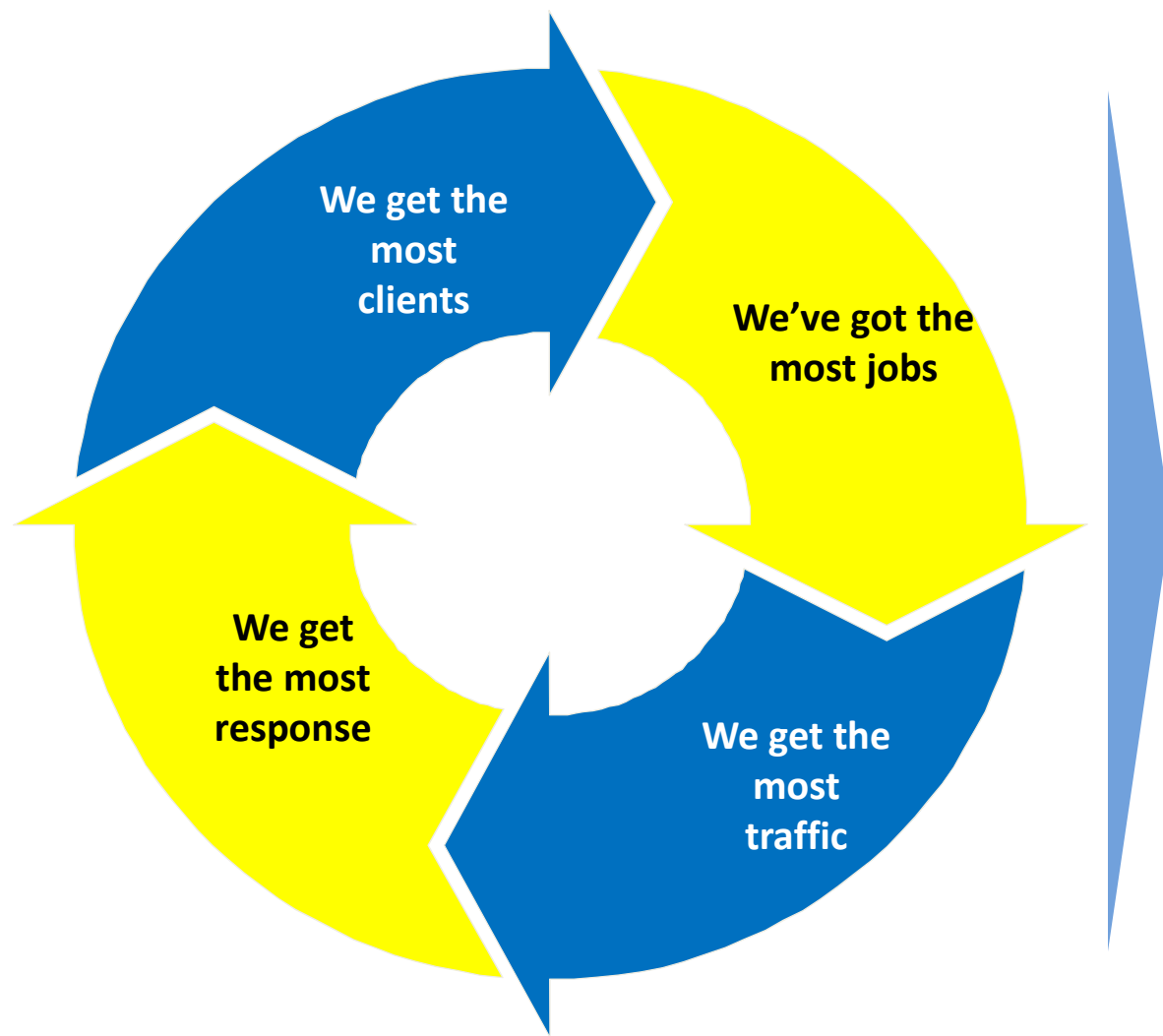
Overall traffic (from desktops, web mobile& app) on time spent



Source: SimilarWeb

Above chart excludes LinkedIn since much of the traffic may not pertain to jobs

Naukri is a business of the virtuous circle



Benefits

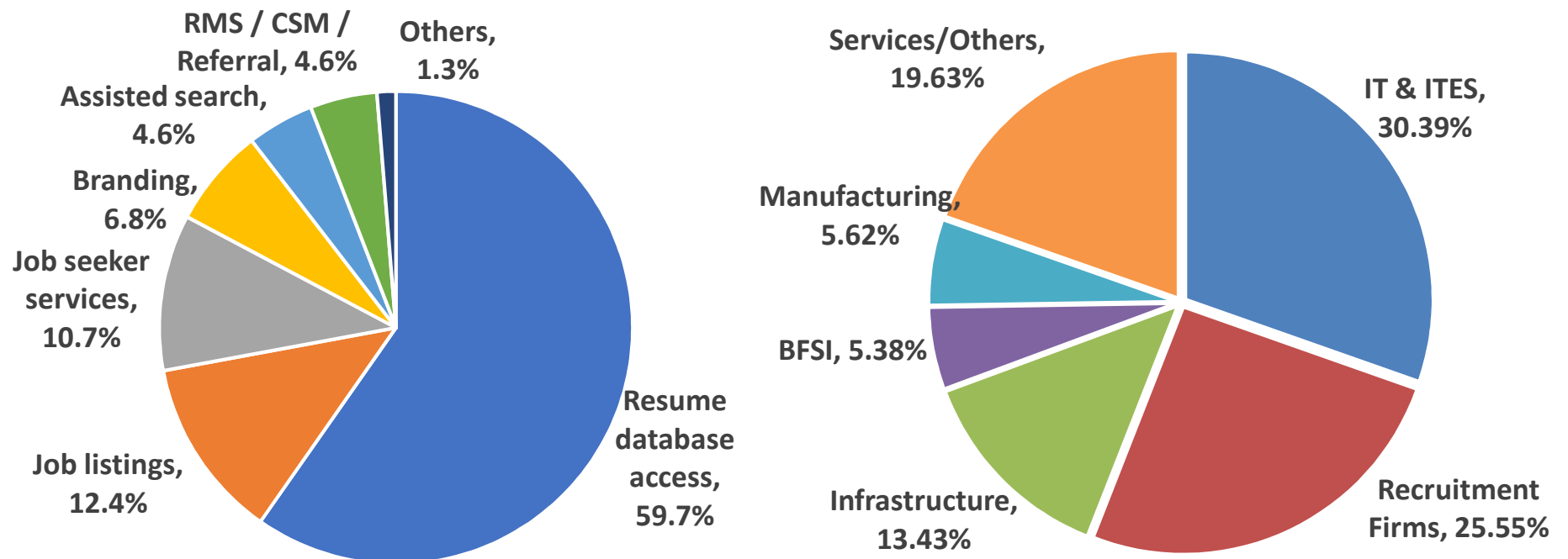
- Naukri has over 100% of industry profits enabling greater investment in
 - Product innovation
 - Engineering
 - Brand support
 - Sales network
 - Servicing back office
 - Superior talent

Revenue sources for Naukri

- B2B revenues comprise ~90% of overall Naukri revenue and includes:
 - Resume database access
 - Job listing (response management)
 - Employer branding (visibility)
 - Career site manager
 - Others - Resume short listing and screening, campus recruitment
 - Non recruitment advertising (other than for jobs)
- B2C includes revenue from
 - Job seeker services

Breakup of revenue by Product and Industry

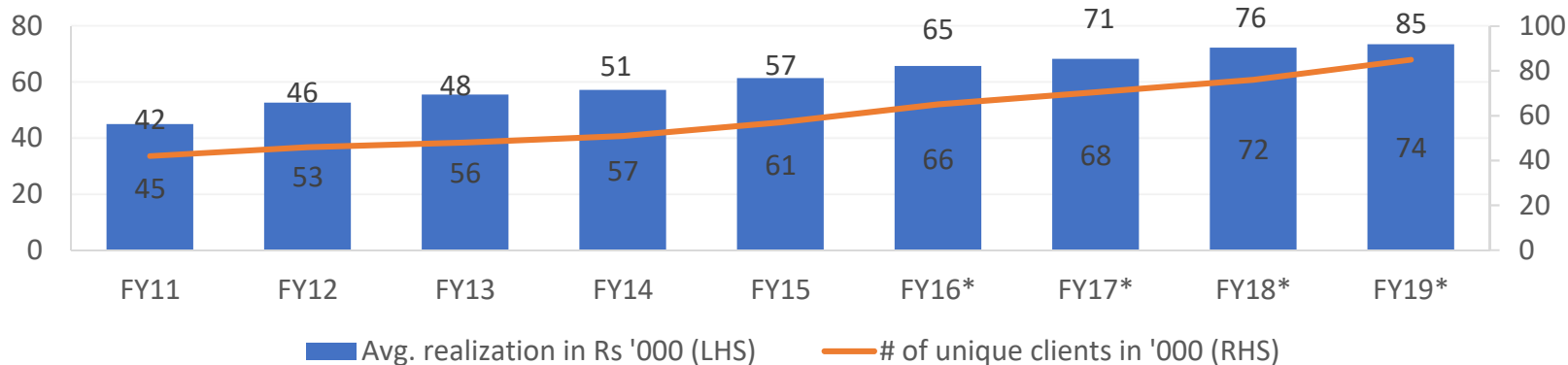
Data for trailing 12 months to December 2018



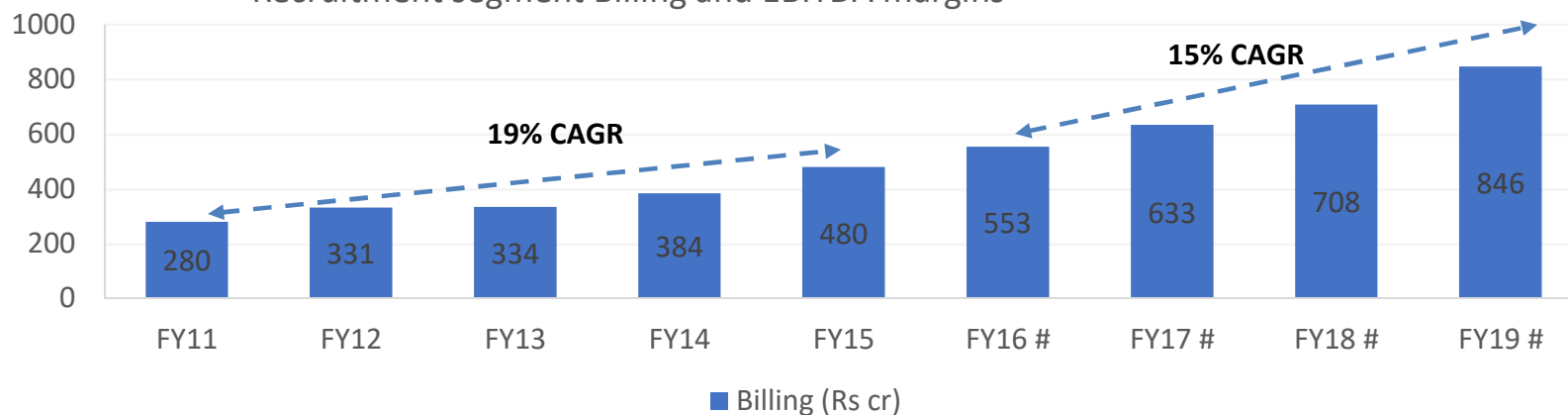
~50% of consultants caters to IT/ ITES industry. Accordingly, IT and ITes contributes ~40-42% of overall revenues.

Increasing realization per unique client with increasing number of customers*

Naukri India - Revenue per client and # of clients

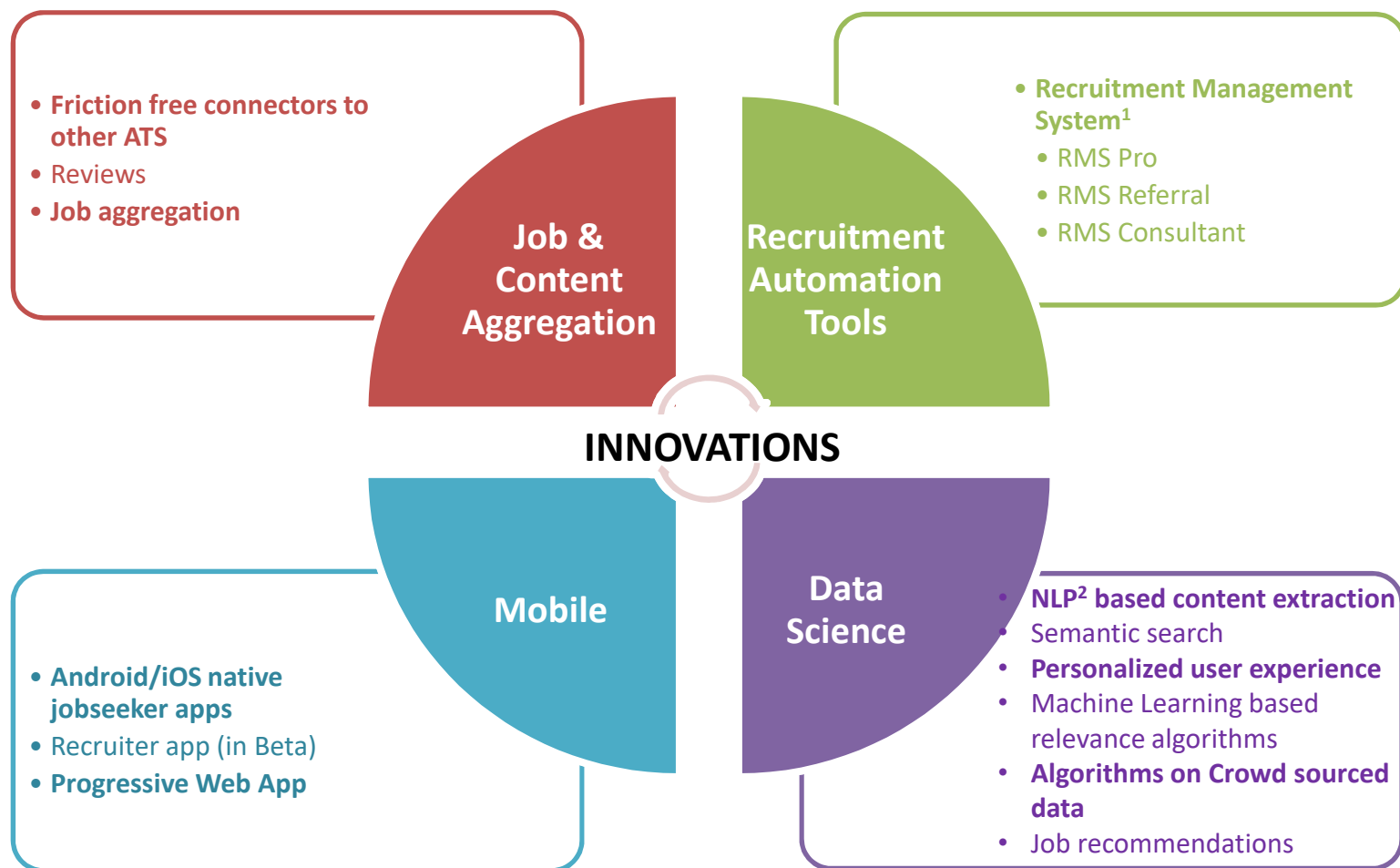


Recruitment segment Billing and EBITDA margins



* # FY16 - FY19 numbers in IND-AS, rest all periods in IGAAP.

Product Innovation is cornerstone of our strategy



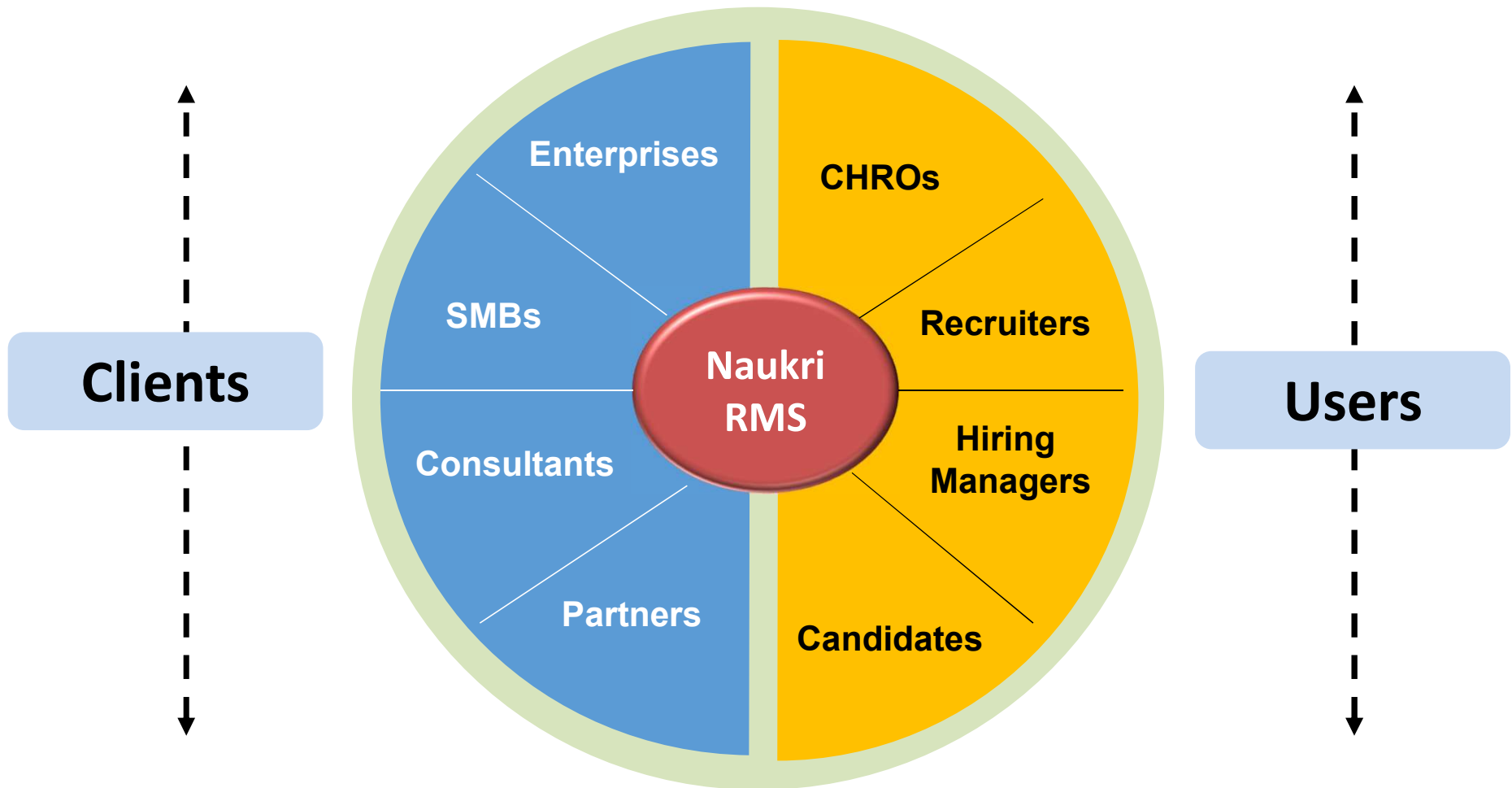
1 All solutions earlier pertaining to CSM, Response management, application tracking, and referral hiring tool are being rebranded into an automated end-to-end hiring process tool called Naukri Recruitment Management System (Naukri RMS)

2 NLP = Natural Language Processing

iimjobs.com

- IEL acquired 100% stake of High Orbit Careers Pvt Ltd (Domain: iimjobs.com) in all cash deal.
- iimjobs.com is India's leading recruitment platform for management professionals
- Over 10k jobs and 1.46 million job applications every month
- 1.4 million registered candidates
- 400 Corporate Customers – American Express, Amazon, Cognizant, GSK, Credit Suisse, Capgemini, HSBC, Goldman Sachs, IBM, Gap Inc, JPMC, etc
- Billings (in INR million)
 - FY'17 – 112
 - FY'18 – 149
 - FY'19 – 182

RMS – empowering recruitment ecosystem



- *The career site helps Naukri become part of a much larger ecosystem with thousands of connected corporate sites and RMS would help power the whole recruitment ecosystem*

Naukri RMS

naukri
RMS | RECRUITMENT
MANAGEMENT
SYSTEM

EVOLVE
TO A NEW AGE
RECRUITMENT SOLUTION

Automates hiring process, right from
requisition to offer

naukri
RMS | ENTERPRISE

naukri
RMS | CONSULTANT

naukri
RMS | REFERRAL

Recruiter profile

Platform for public profiles of HR professionals and consultants



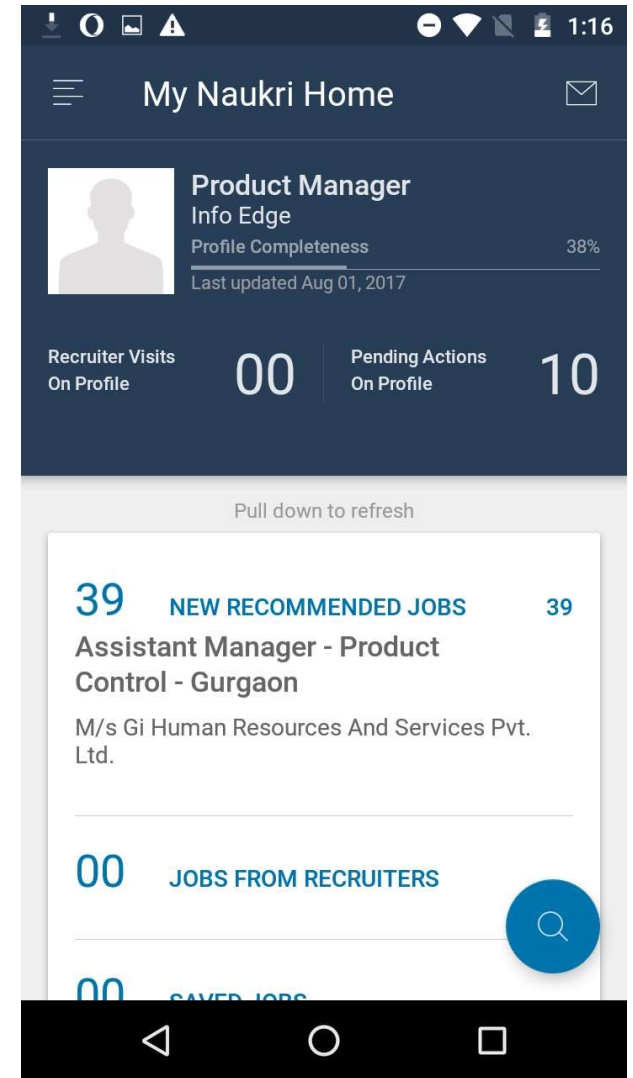
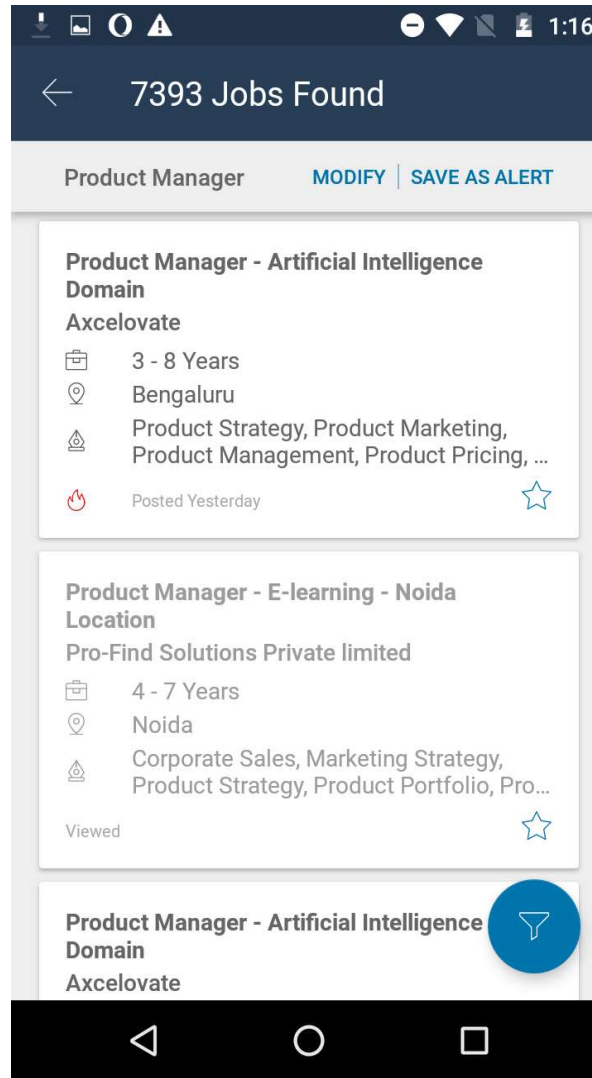
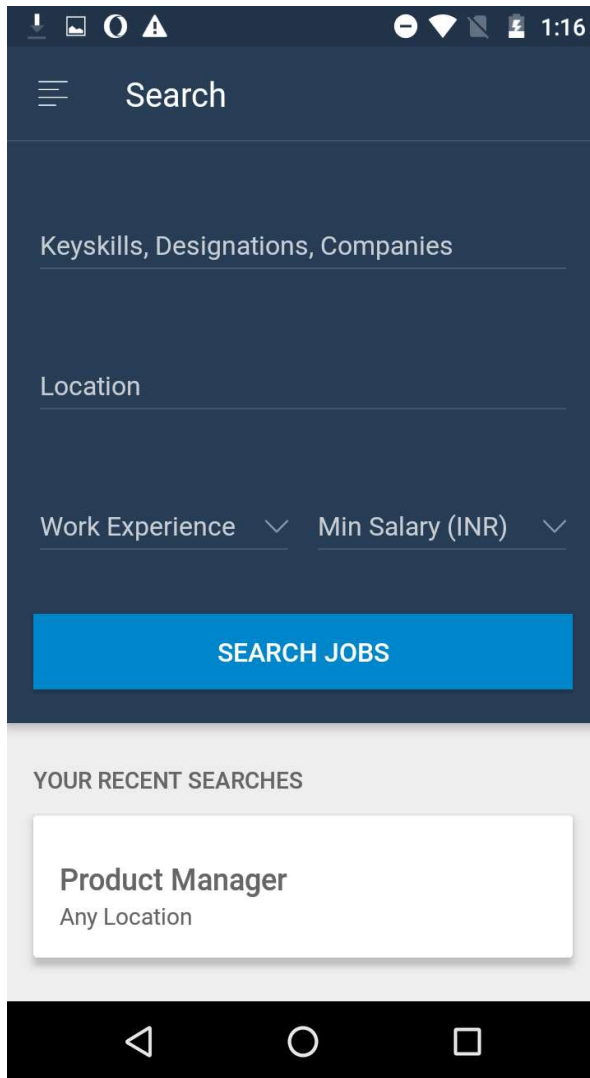
Jobseekers can
'FOLLOW'
Recruiter Updates

Keep jobseekers
informed of recruiter's
Active Jobs

Help Build recruiter's
personal database

Over 190,000 jobs have Recruiter Profile details, 40% of these jobs have Recruiter Photographs
40% more applies for jobs with a recruiter profile and a photograph attached
Jobseekers can search from over 415,000 recruiter profiles and follow them for updates

The App and HTML5 site



Competition

- Local job boards
 - Indeed.co.in
 - Monsterindia.com
 - Timesjobs.com
 - Shine.com
- LinkedIn
 - Caters to a different segment / requirement

Overseas peer comparison

Name of the website	Approx. revenue from recruitment (in USD mn) @	No. of profiles/resumes in mn	No. of unique clients	Approx. Market Cap of the company (in USD bn)***
51job.com* (China)	443	114	~520,000	4.2
Seek ANZ^	299	11	200,000 (AP&A)	4.5
Recruit# (Japan)	1,991	-	-	43.1
Info Edge**	95	60	76,000	1.6

* Annual report/ presentation for year ended December 31, 2017

^ Domestic revenue from Australia & New Zealand as per presentation for year ended June 30, 2018. AP&A – Asia Pacific & Americas
financial nos./ corporate presentation for year ended March 31, 2018, total revenue of Recruit is ~USD 20 bn of which ~2 bn (mentioned above) is HR technology

** As per latest annual numbers

*** Some of the companies may be operating in other businesses, so the market cap numbers are not necessarily comparable. The number for Info Edge represents Recruitment business average valuation as per analysts covering the stock

99acres

99acres
India's No.1 Property Portal

ALL INDIA ▾

DOWNLOAD APP CUSTOMER SERVICE SELL / RENT PROPERTY HOME LOANS

BUY RENT PROJECTS COMMERCIAL DEALERS

All Residential ▾ Type Location or Project/Society or Keyword SEARCH MAP SEARCH

Get personalized property suggestions on a single tap

GET IT ON Google Play Download on the App Store

The GSF Mobile Appies Awards Winner 2015 REAL ESTATE CATEGORY

99acres
India's No.1 Property Portal
Get the App

Al Seeb
REAL ESTATE DEVELOPMENT

BOOK YOUR DREAM ADOBE IN THE HEART
of Dubai
Pay After Handover

AZIZI

INVEST IN DUBAI FOR LUXURY APARTMENTS
for Prices contact :
971562998939

Spring Valley DEW

SPRING VALLEY DEW KATARA HILLS
Bhopal
@ 18.26 lakhs onwards

avinash NEW COUNTY 1
Naya Raipur
279 Bungalows / 416 Apartments

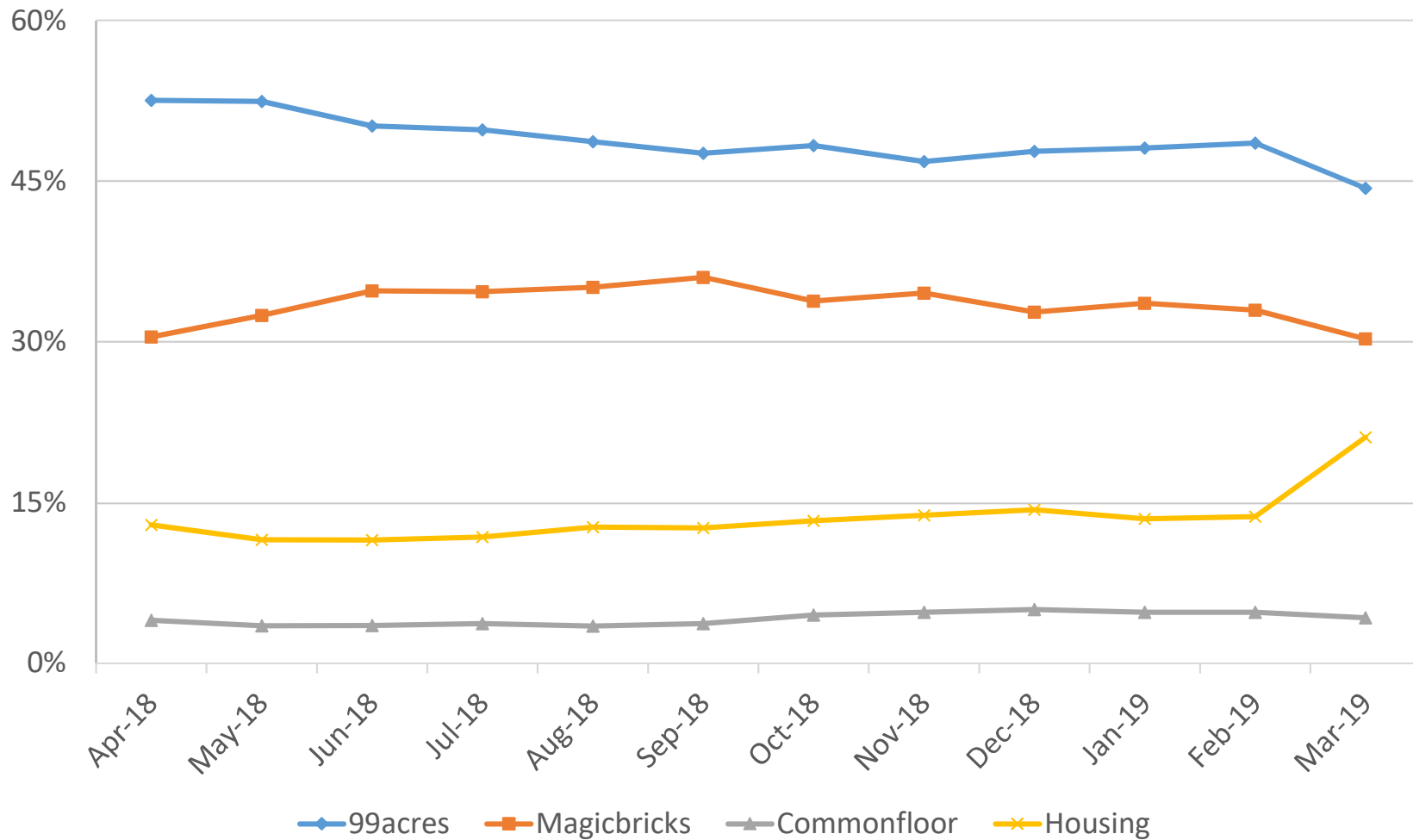
AVINASH NAYA RA
Ready to r
Apartment

Online Real Estate marketing business in India

- Real estate is one of the largest spender on advertising in print media
- Our estimate of spend on online real estate portals is about Rs 3.5-4.0 bn in FY 17-18 (excluding Google and Facebook)
- 99acres, a leader in this category
 - Google, Facebook and local classifieds sites (like Olx and Quikr) also compete for this market
- Access through mobile app increasing consistently

99acres traffic share

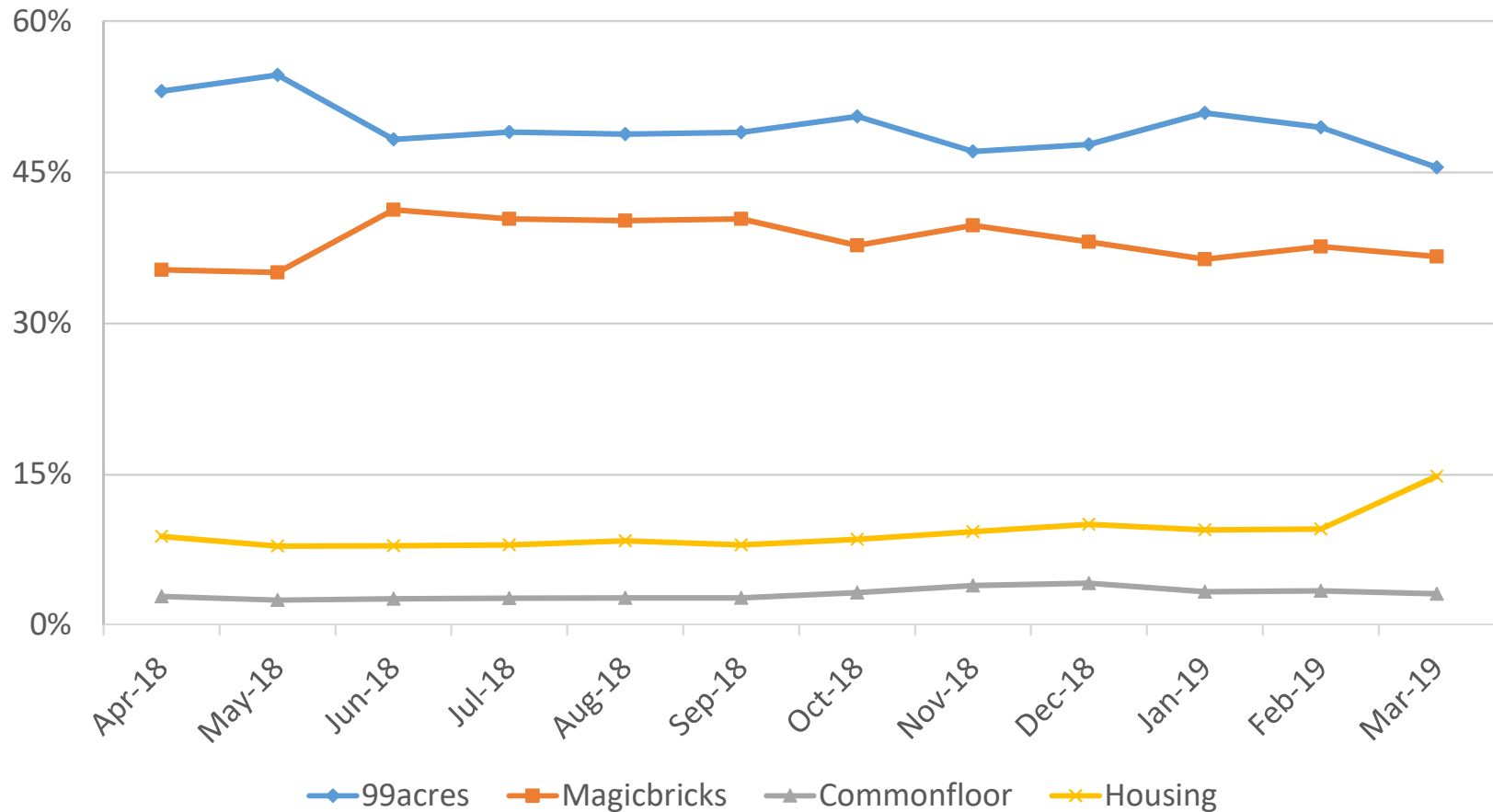
Overall traffic (from desktops & laptops, web mobile) based on time spent



Source: SimilarWeb

99acres traffic share

Overall traffic (from desktops & laptops, web mobile and App) based on time spent



Source: SimilarWeb

99acres business model



Revenue Model

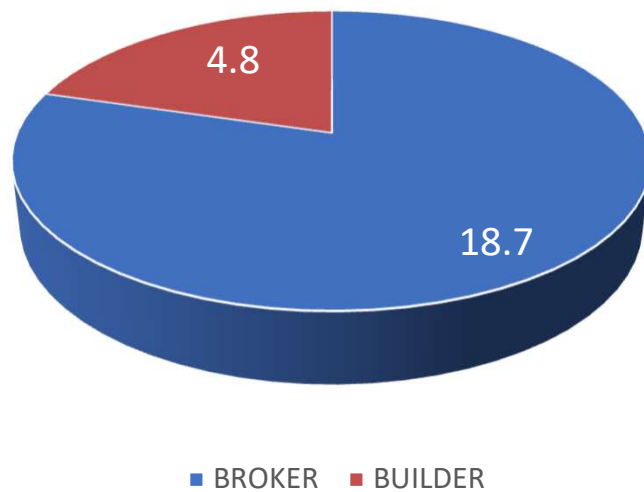
- Projects
 - Listings
 - Featured listings
 - Microsites
 - Email campaigns
 - Banner Ads
- Re-sale
 - Listings
 - Featured listings
- Rental
 - Listings
 - Featured listings

Key business metrics for 99acres

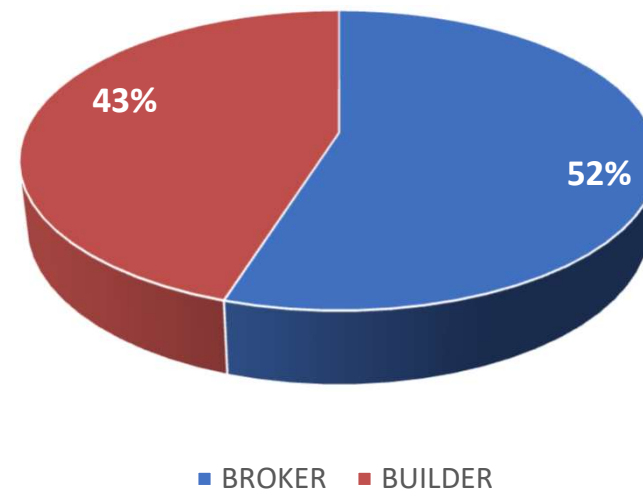
- As of March 31, 2019
 - Total projects 165,113+ (under construction or ready-to-move-in)
 - Total listings 869,829 (including 307,528 owner listings)
 - Residential 726,193
 - Commercial 143,636

Break-up of Customers and Billing

No. of customers in '000

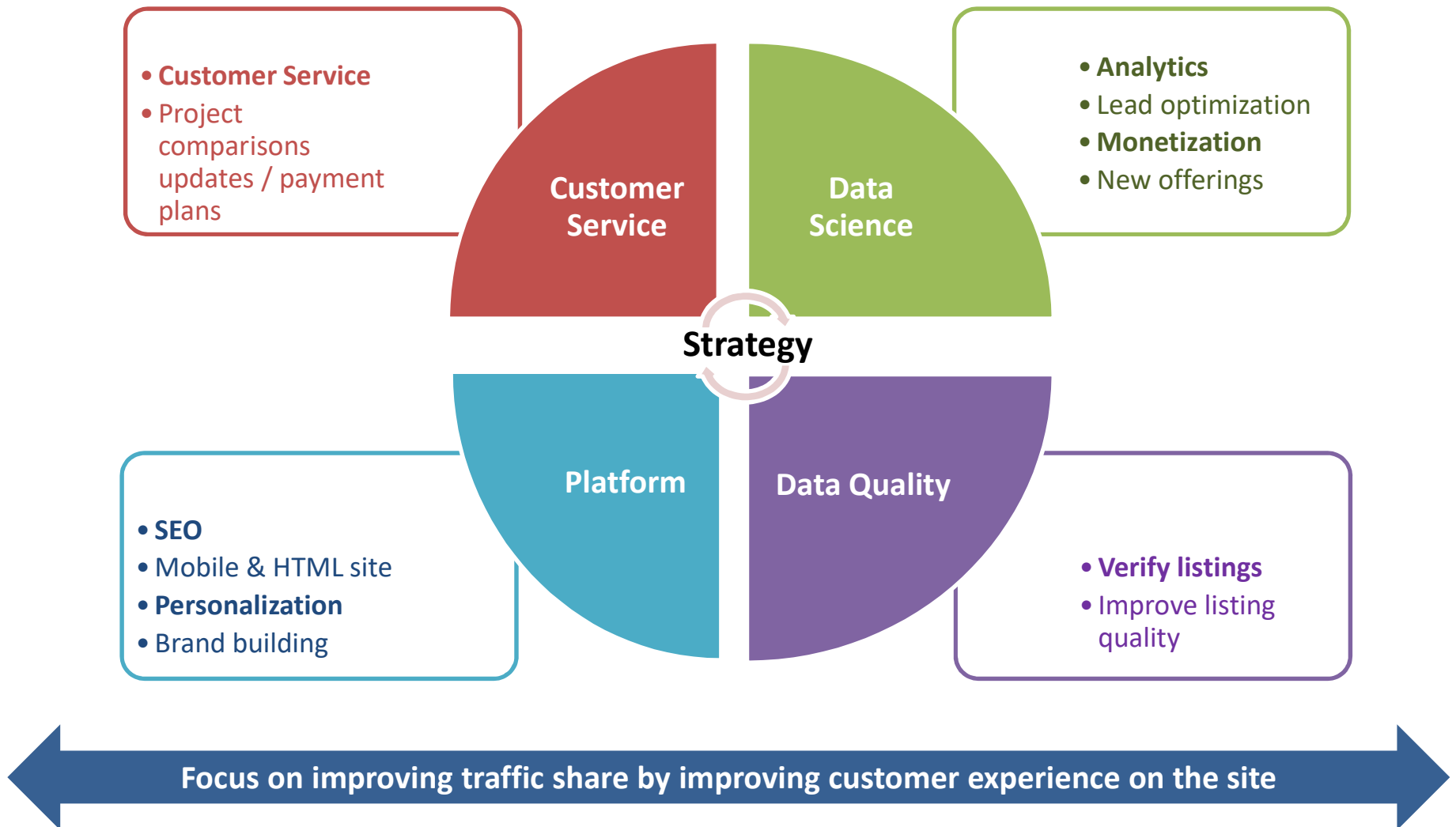


Billing breakup by customer type



Data for trailing 12 months to March 2019

99acres –strategy

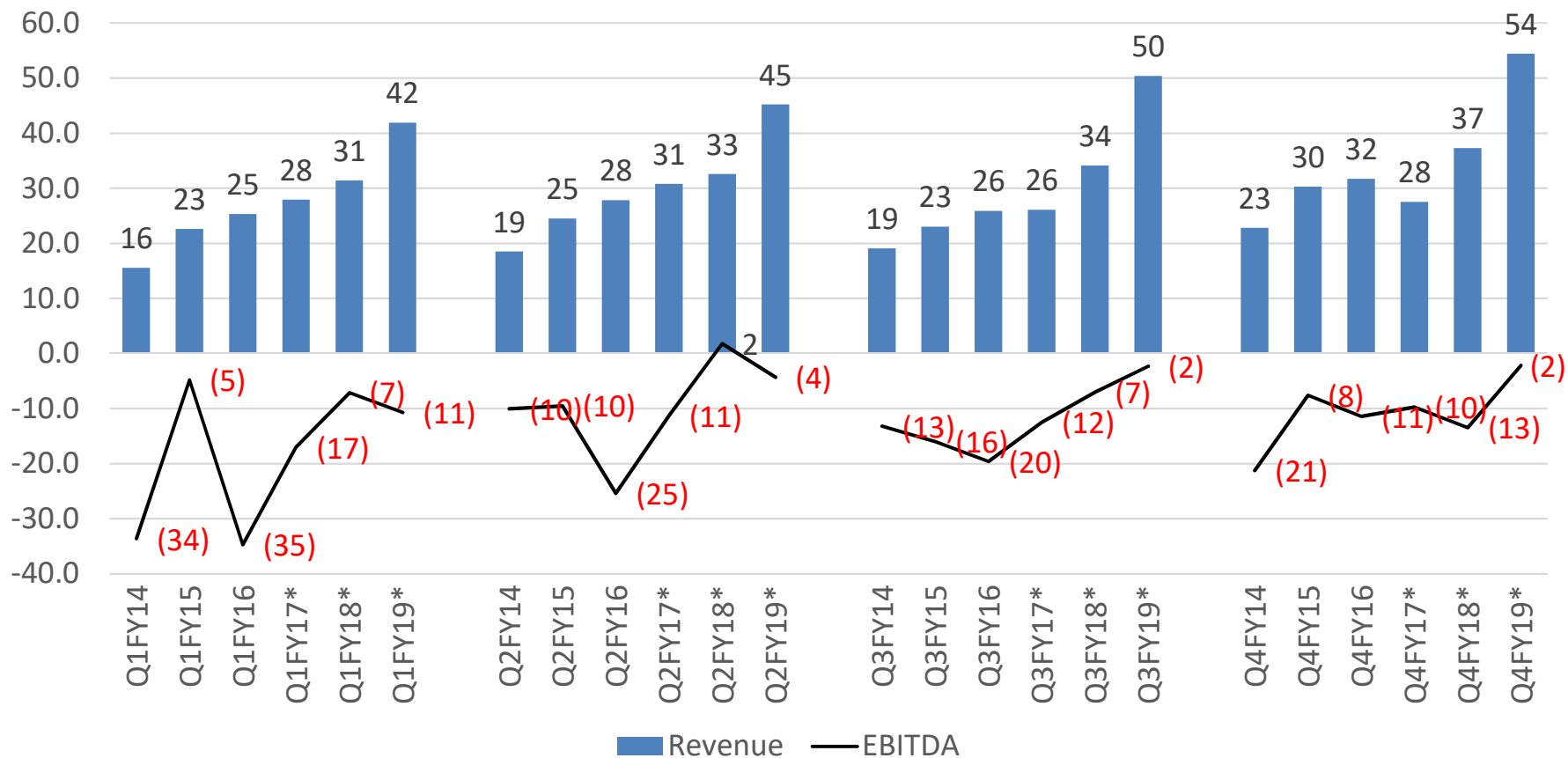


99 acres Peer Comparison

- **Leadership position maintained**
 - We have maintained highest traffic share for 99acres for past several quarters
 - To ensure data quality, innovation and customer retention, we have increased our investments in product / data quality / marketing
- **Listings growth intact**
 - Listings growth on 99acres has remained intact
 - We believe the worst in real estate is behind us and hope to see the industry doing better now (as also observed in last few quarters)
- **Aggressive marketing spends by competitors**
 - MagicBricks has been spending aggressively on print and TVCs
 - Housing (owned by Proptiger - an agency business with REA Group investment) has started advertising again
 - Activity from Commonfloor (owned by Quikr) remains low

99 acres Quarterly Financials

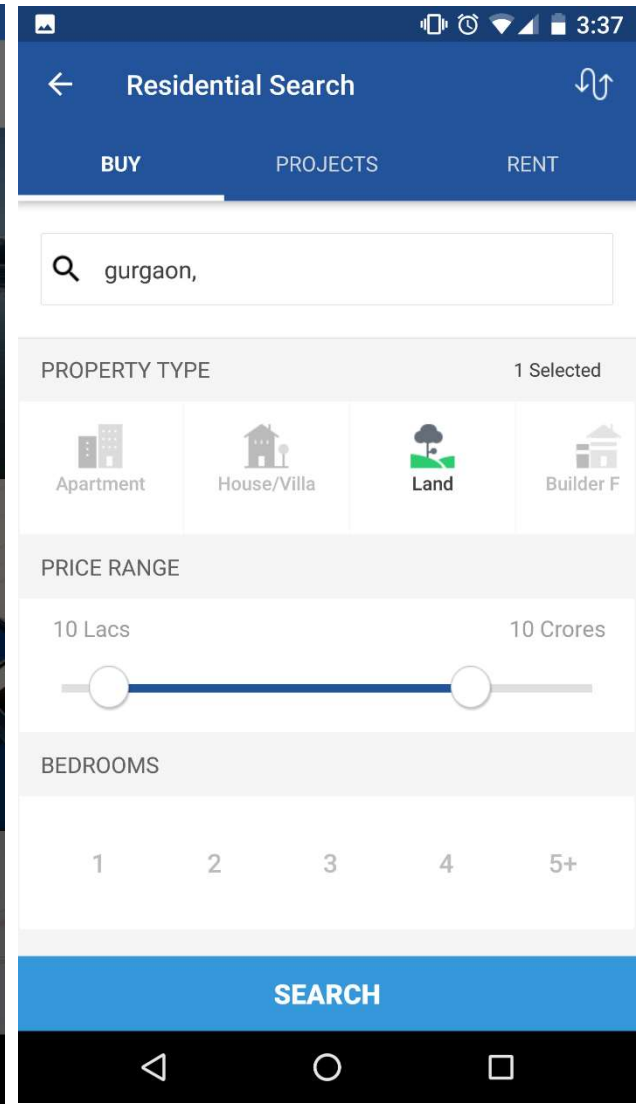
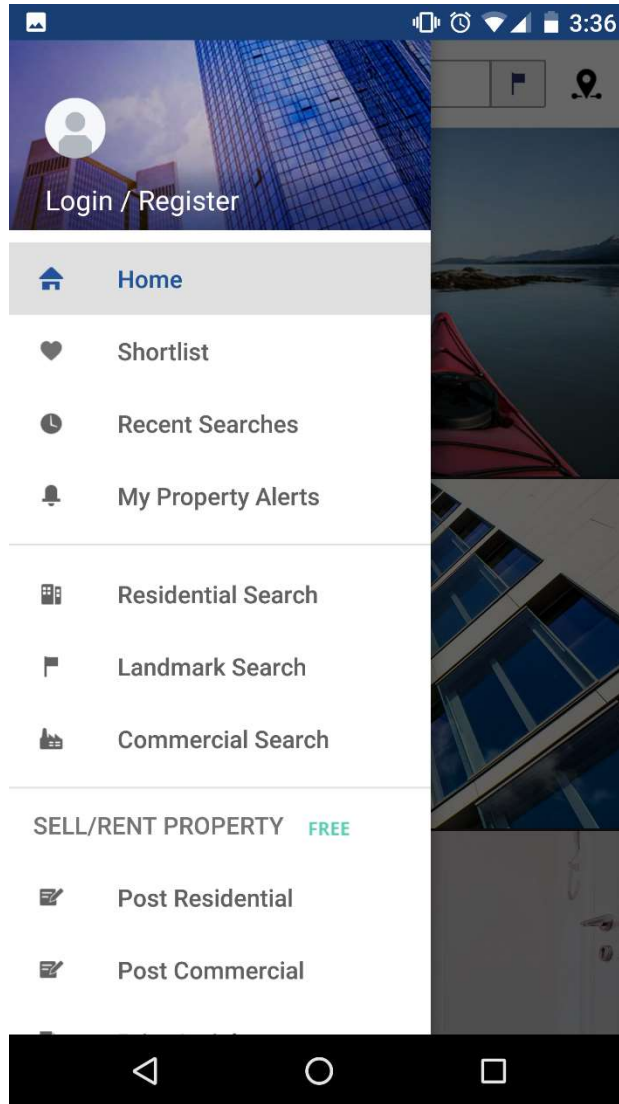
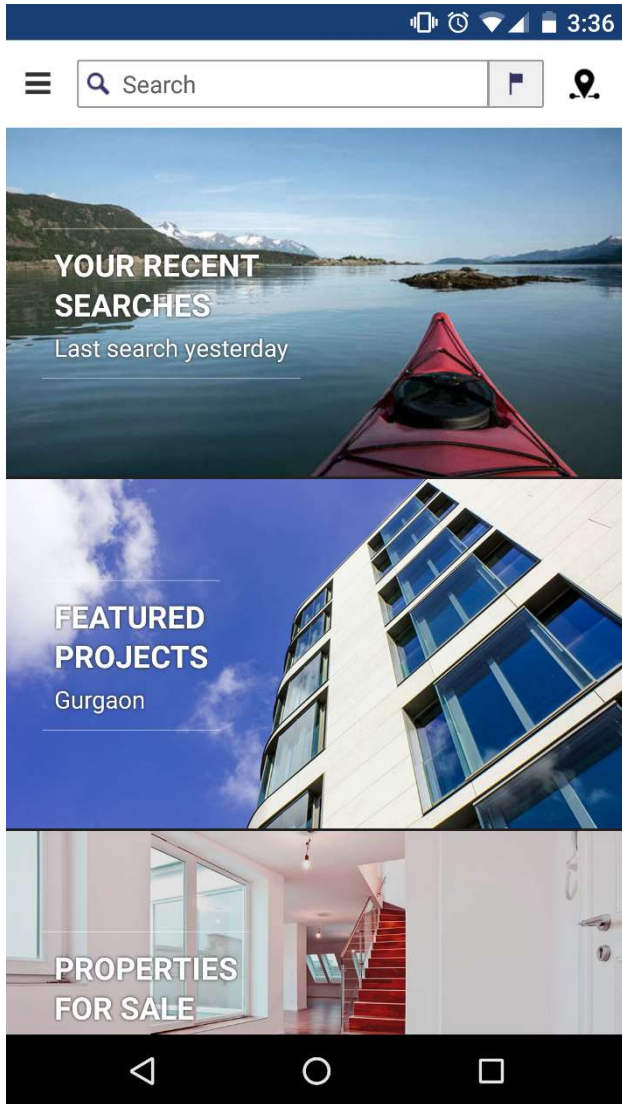
99acres Quarterly Revenue (Rs cr) and EBITDA (Rs cr)



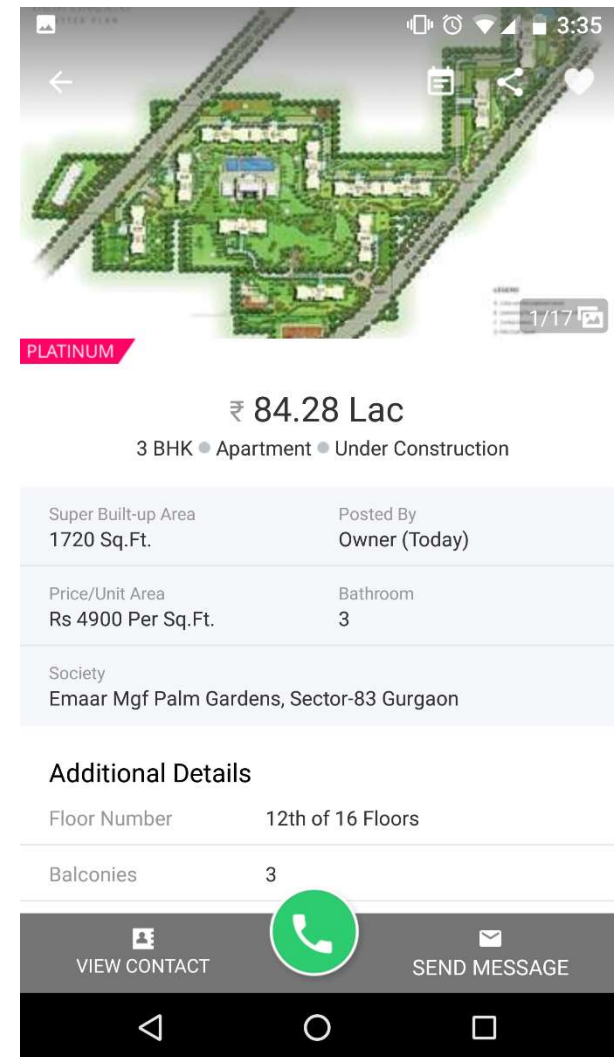
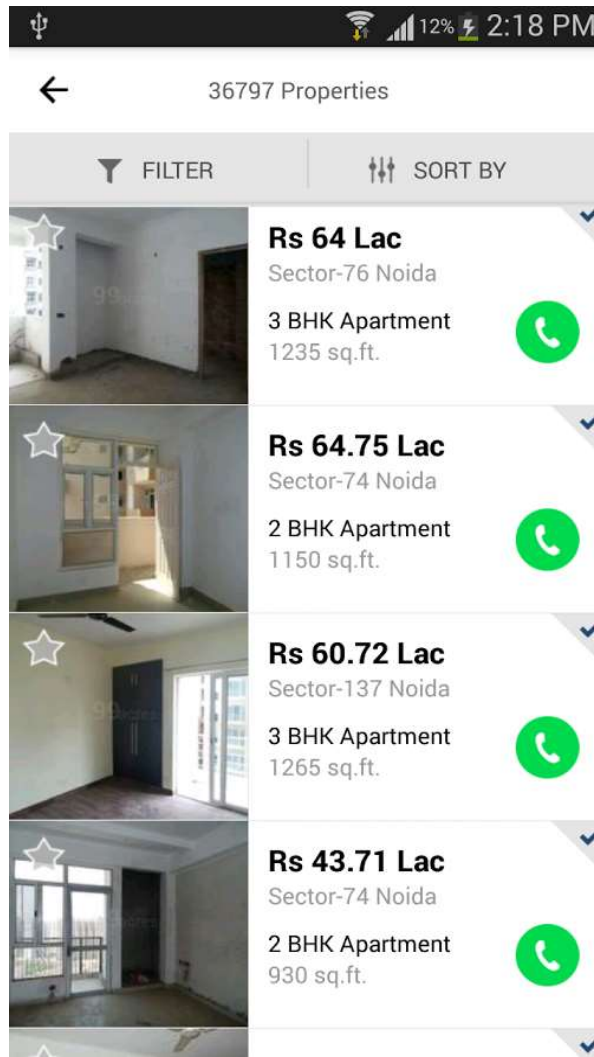
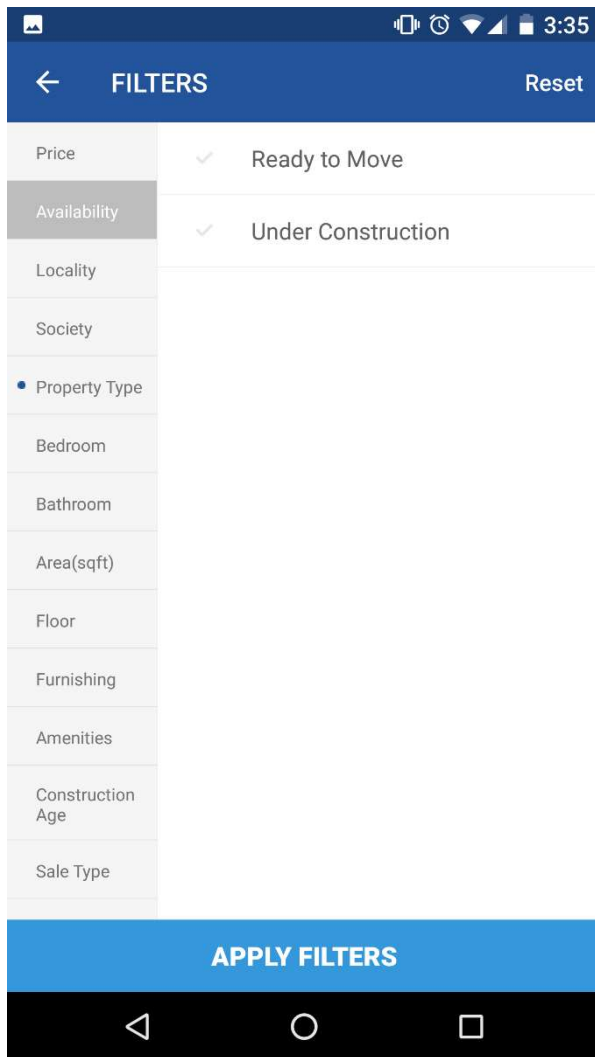
99acres cumulative cash loss (management estimate) at Rs 250 cr

* Q1FY17 onwards numbers are EBITDA numbers (adjusted for non-cash ESOP charges) as per IND-AS; All others in I GAAP

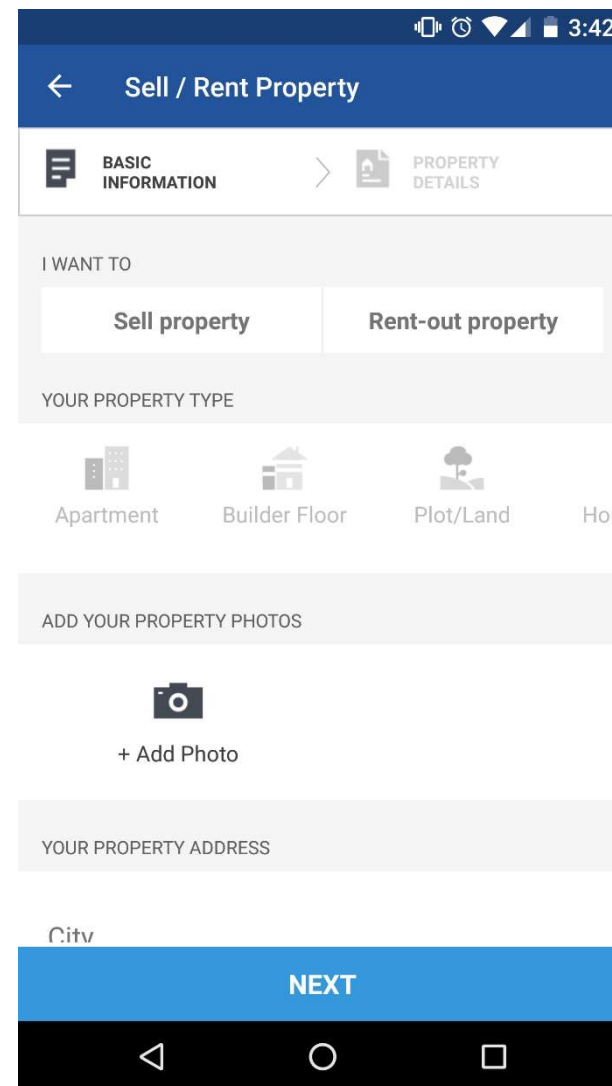
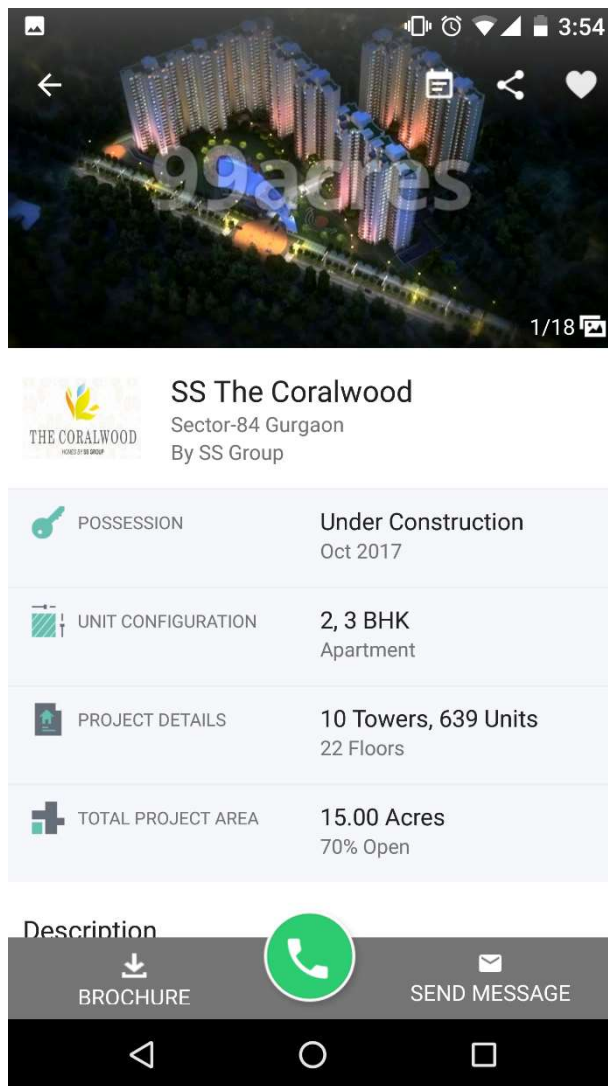
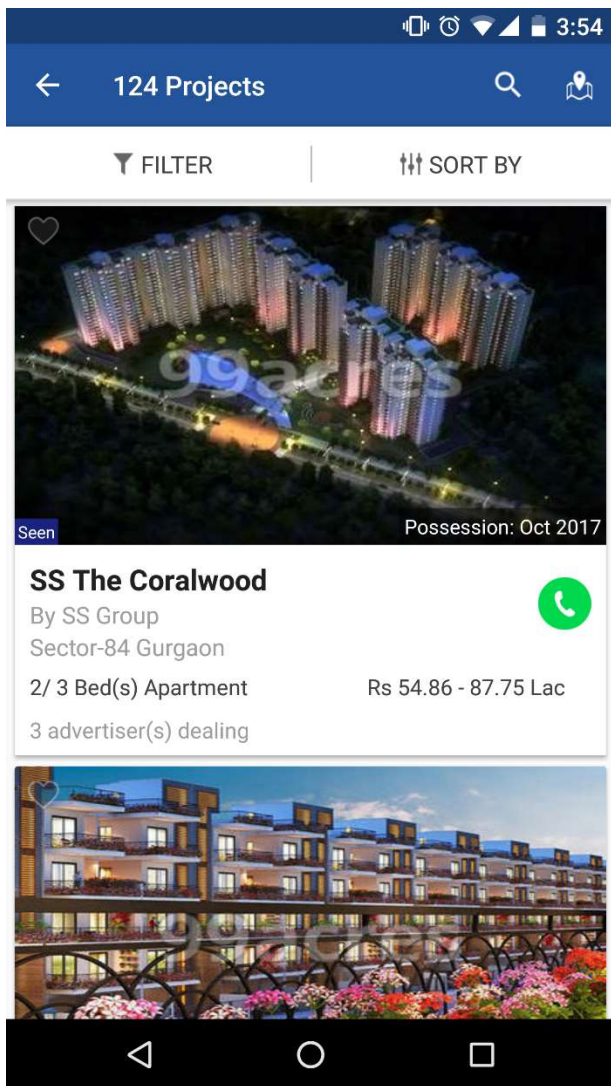
Mobile app – home screen, navigation and search

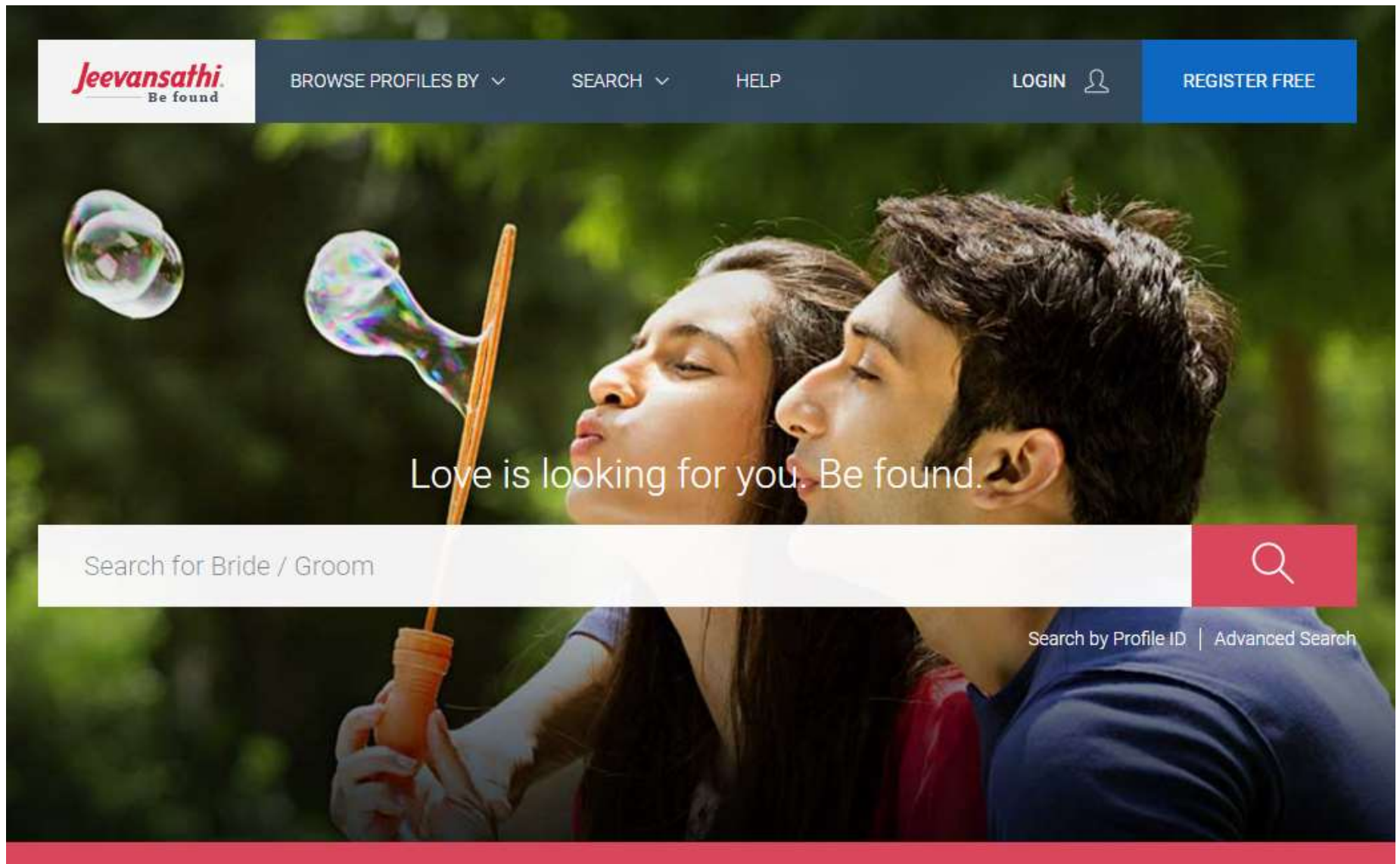


Mobile app - Property search results page, filter page, property detail page



Mobile app – project search results page, project detail page and property posting form





Online matrimonial business - India

- Online spend by users estimated to be ~Rs 7-8 bn in FY 18-19
- Three main players – Bharat matrimony, Shaadi and Jeevansathi
- Used primarily by
 - Those disconnected from mother communities
 - Youngsters looking for choices
 - Families for match-making
- Fragmented market basis
 - Geography
 - Communities (religion, caste, sub castes)

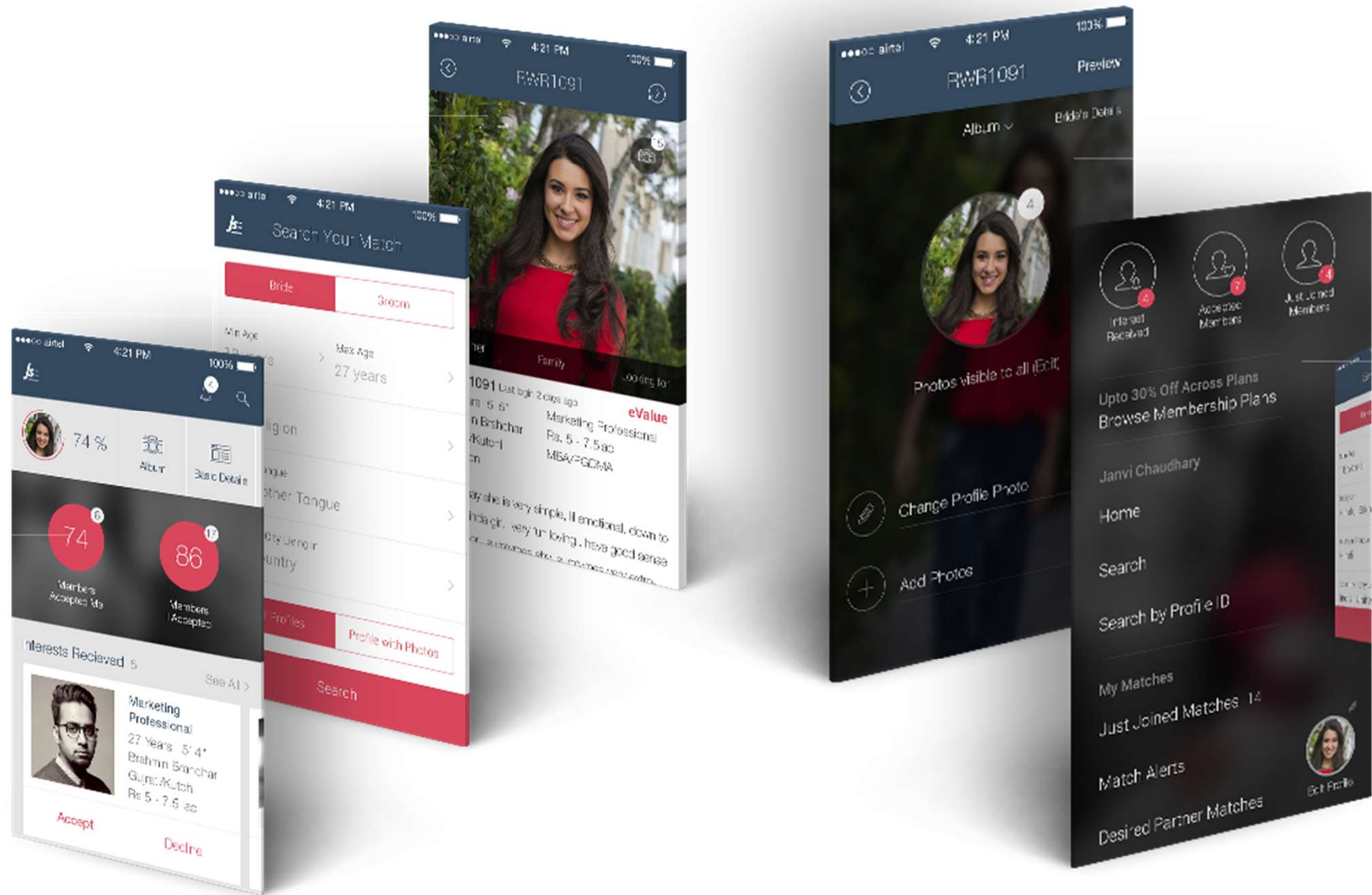
Jeevansathi business model

- Jeevansathi is a freemium model, wherein
 - Users do not pay for listing, searching, expressing interest and accepting others' expression of interest
 - Payment is required to contact the other person
- Offline centres
 - Walk in sales for matching services
- Franchise - walk in centers

Competition Scenario

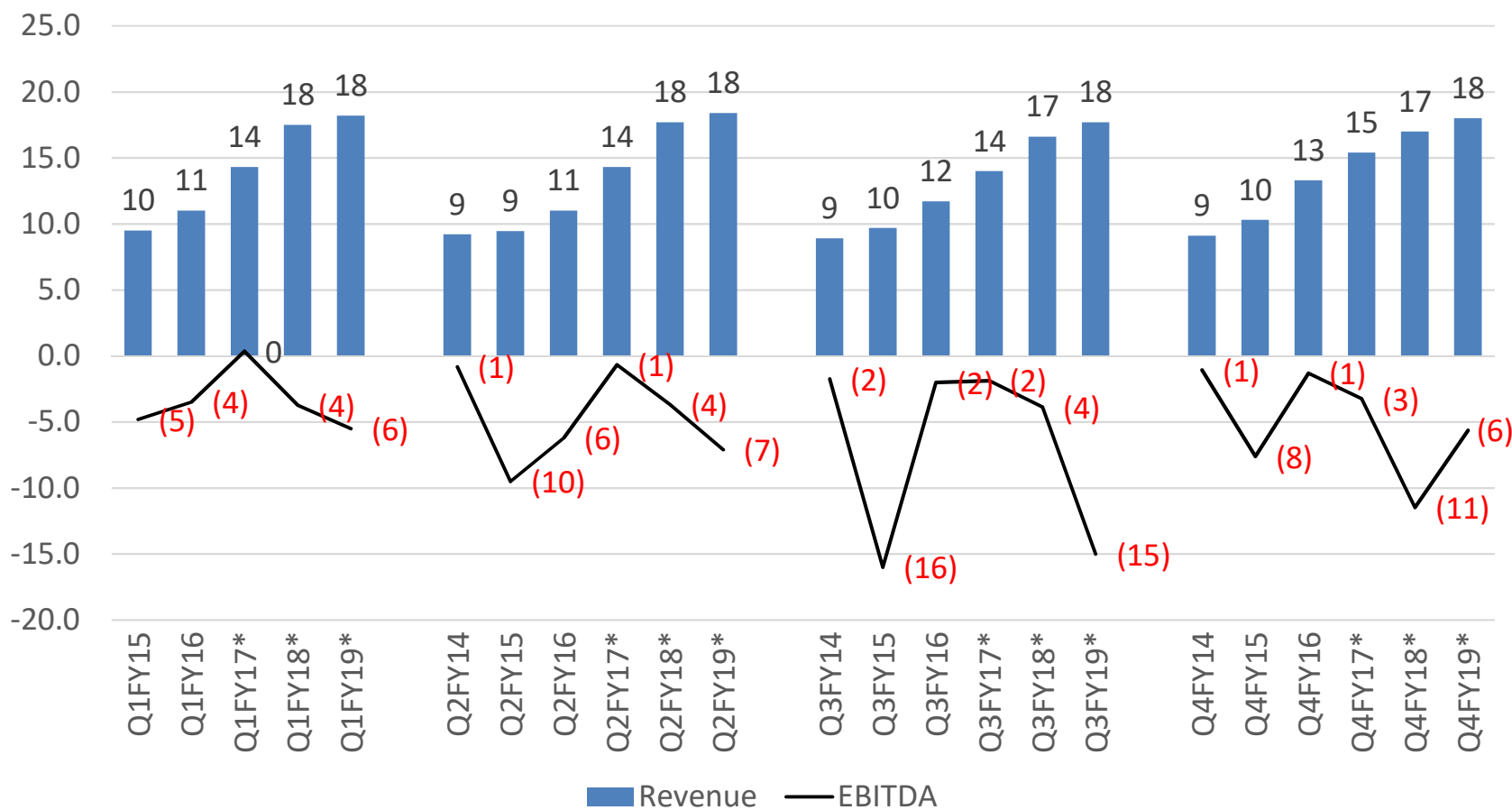
- Three main players – Bharat Matrimony is the leader, followed by Shaadi and then Jeevansathi
- Bharat Matrimony dominates states in south India and non resident Indians from these states
- Shaadi leads in Gujarat and Punjab and non resident Indians from these states
- Jeevansathi leads in certain North Indian communities and states
- There are overlaps in profiles amongst sites

Mobile app



Jeevansathi quarterly financials

Jeevansathi Quarterly Revenue (Rs cr) and EBITDA (Rs cr)



Jeevansathi cumulative cash loss (management estimate) at Rs 116 cr

* Q1FY17 onwards numbers are EBITDA numbers (adjusted for non-cash ESOP charges) as per IND-AS; All others in I GAAP

Shiksha

shiksha MBA ▾ ENGINEERING ▾ LAW ▾ DESIGN ▾ MORE COURSES ▾ STUDY ABROAD ▾ COUNSELLING ▾ [? Ask](#) [Login](#) | [Sign Up](#)

COLLEGES EXAMS QUESTIONS ^{New} CAREERS

Find colleges, universities & courses **Search**

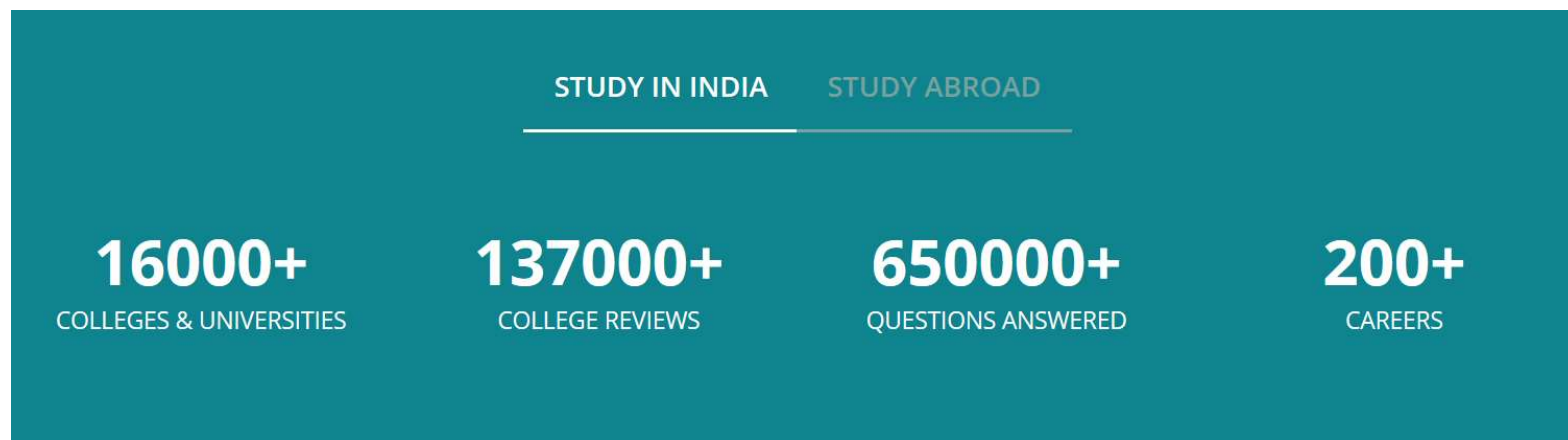
Indus Business Academy (IBA), Bangalore [\(view details\)](#)

Featured	Garden City University Bangalore	Birla Global University Bhubaneswar	International Management Institute Kolkata	SRM Chennai Amaravati Delhi Ncr	T. A. Pai Management Institute (TAPMI) Manipal
	Emphasis on Life	MBA Admissions 2018	100% Placement Record	Apply Now SRMJEEE 2018	Last Date to Apply 11th Feb 18

Educational classifieds business - India

- Education as a category spends amongst the highest in print
 - Spend in print estimated to be similar to real estate
- Online , School/College contact programs, Consultant commissions & fairs form bulk of remaining marketing spends by colleges and Universities
- Growing number of online players

Shiksha – some approx. nos.




Shiksha

A website which helps students decide undergraduate and post graduate options, by providing useful information on careers, exams, colleges & courses

MBA ENGINEERING DESIGN LAW OTHERS


3,00,000+ applicants every year and 2,500+ colleges. Stressed?
Make informed decisions at each step to get to the right MBA college.



MBA EXAMS


50+ MBA exams. Do you know enough about them?

Know important dates, preparation tips, syllabus and more




MBA RANKINGS

Curious to know the top MBA colleges?




IIM CALL PREDICTOR

IIMs consider a lot more than just the CAT score




FIND MBA COLLEGES

Want to find the right MBA college for you?




COLLEGE REVIEWS

Nobody knows a college better than its alumni and students.




ASK CURRENT MBA STUDENT

Have college specific questions?



ALUMNI SALARY DATA

Wondering about your career journey post-MBA?



COMPARE COLLEGES

You always have options. Did you choose the right one?

Shiksha business model

- **Branding & advertising** solution for colleges & universities (UG, PG, post PG)
 - Both Indian and foreign entities advertise
 - Large number of Indian students go overseas for higher education
 - Estimated at ~125,000 + every year
- **Lead generation**
 - Potential student/applicants details bought by colleges and their agents
 - Full counselling service for international university partners
- **Prospective students have free access** to all information on the site (some post registration)

Authentic College Reviews

Manipal Academy of Higher Education, Manipal - Reviews (378)

Filter by :

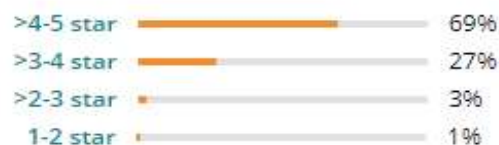
Select college

Select course

4.3



Based on 378 Reviews



4.0	Placements
4.7	Infrastructure
3.9	Faculty & Course Curriculum
4.8	Crowd & Campus Life
4.0	Worth the Money



All 378 reviews have been published only after ensuring that the reviewers are **bona fide students** of this college.

Sort By :

Recency

Year of Graduation ↓

Highest Rating

Lowest Rating

Relevance

5.0 ★★★★★ One of the best dental colleges of our country that's define it all.

by Sourabh, 17 May 2018 | Bachelor of Dental Surgery - Batch of 2022

Placements 5/5

Infrastructure 5/5

Faculty & Course Curriculum 5/5

Crowd & Campus Life 5/5

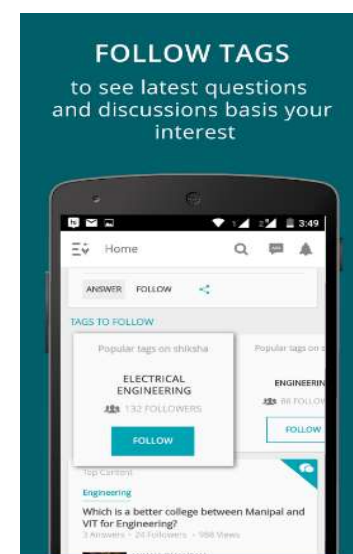
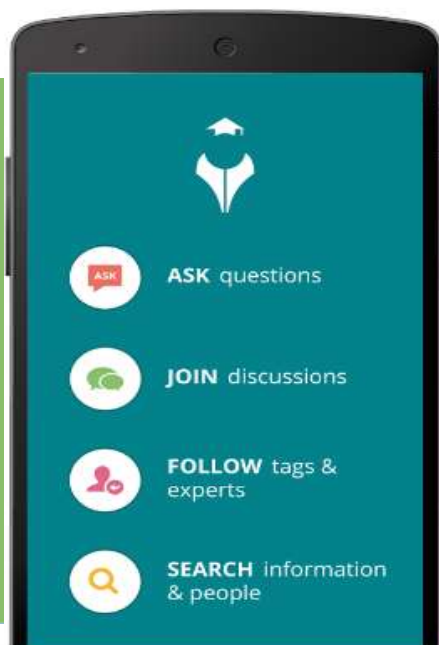
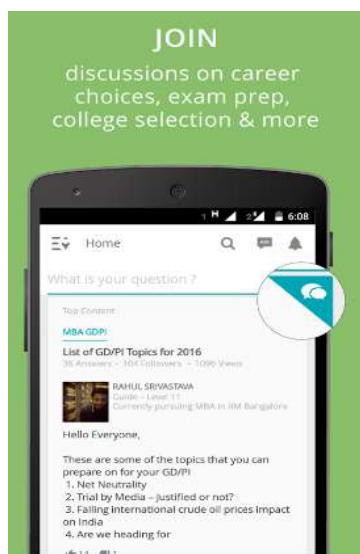
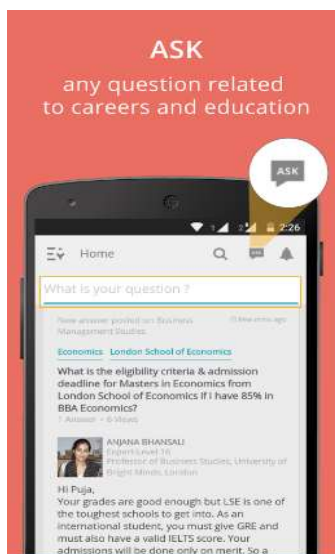
Worth the Money 5/5

Placements : According to the senior batches the placements are great. Nearly 70-75 percentage of students were placed (not so sure). No idea about the salary but they get a good sum of money. They have foreign collaborations with many companies. MS, professor etc. Various roles are offered.

Infrastructure : 24 hours Wi-Fi, Library is great with ample amount of books, Classrooms are neat and mainly smart classes are held. Quantity of labs are great. Quality of food is also good. Hostel rooms are great. Medical Facilities are

Q&A mobile app for expert advice

Shiksha Ask & Answer
India's largest education community



Campus representatives from colleges for credible advice

The screenshot shows the Shiksha website's 'Campus Connect' page. At the top left is the Shiksha logo, followed by navigation links for MBA, ENGINEERING, DESIGN, OTHER COURSES, STUDY ABROAD, and COUNSELLING. A search icon is on the right, along with 'Log in | Register' links. The breadcrumb trail reads 'Home > MBA > Resources > Campus Connect'. The main heading is 'Campus Connect - Ask Current Students before making a college decision'. Below this is a large banner image of five smiling students. Overlaid on the image are two columns of text: 'Ask Current Student Directly' with subtext 'Find all about college admissions, placements, campus life & more', and 'Know the Inside-Story' with subtext 'Catch the latest buzz on 400+ colleges & what others are talking about'. At the bottom of the banner is a search bar with the placeholder text 'Search by college name to ask or view questions' and a search icon.

Home page for Overseas Education

shiksha
STUDY ABROAD

Countries ▾ Exams ▾ Colleges ▾ Finances ▾ Apply ▾ Study in India ▾

Find Universities Abroad that are Right for You
Discover. Research. Decide.

Enter course, college, country or exam **Search**

Get insights into
Universities • Courses • Exams • Admissions • Scholarships • Loans • Student Visas

Shiksha Study Abroad has information about

51 Countries	1,769 Universities	16,193 Courses	2,193 Scholarships
------------------------	------------------------------	--------------------------	------------------------------

Comprehensive Scholarship information for study abroad

shiksha
STUDY ABROAD

Signup Login

Home Bachelors Masters Countries Application Process Enter Institute or Course Name Study In India

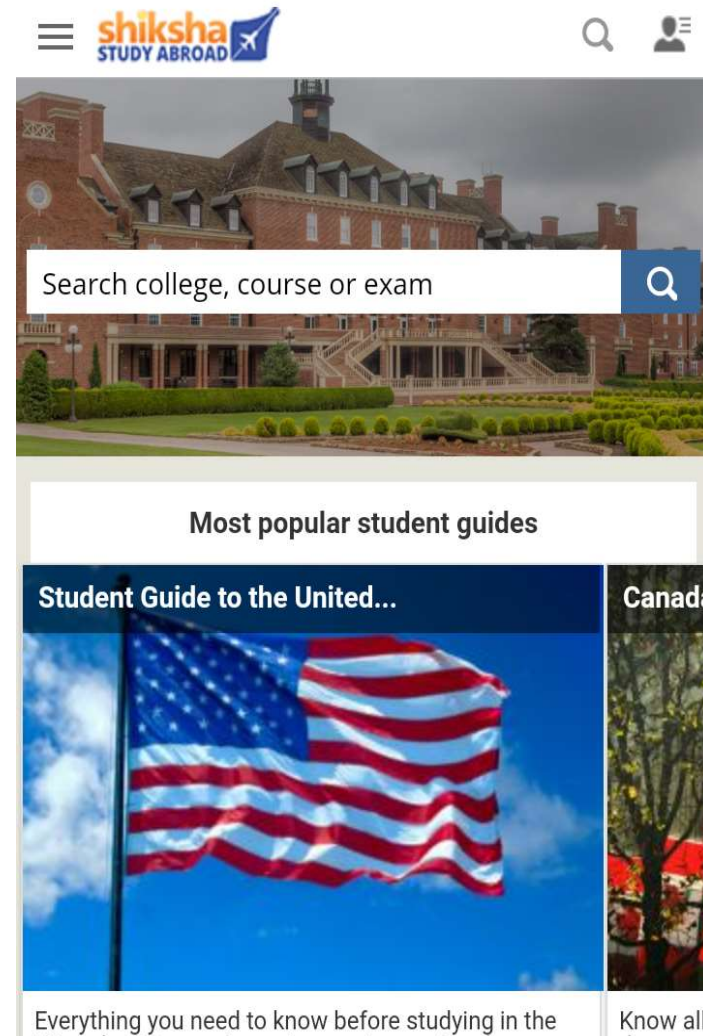
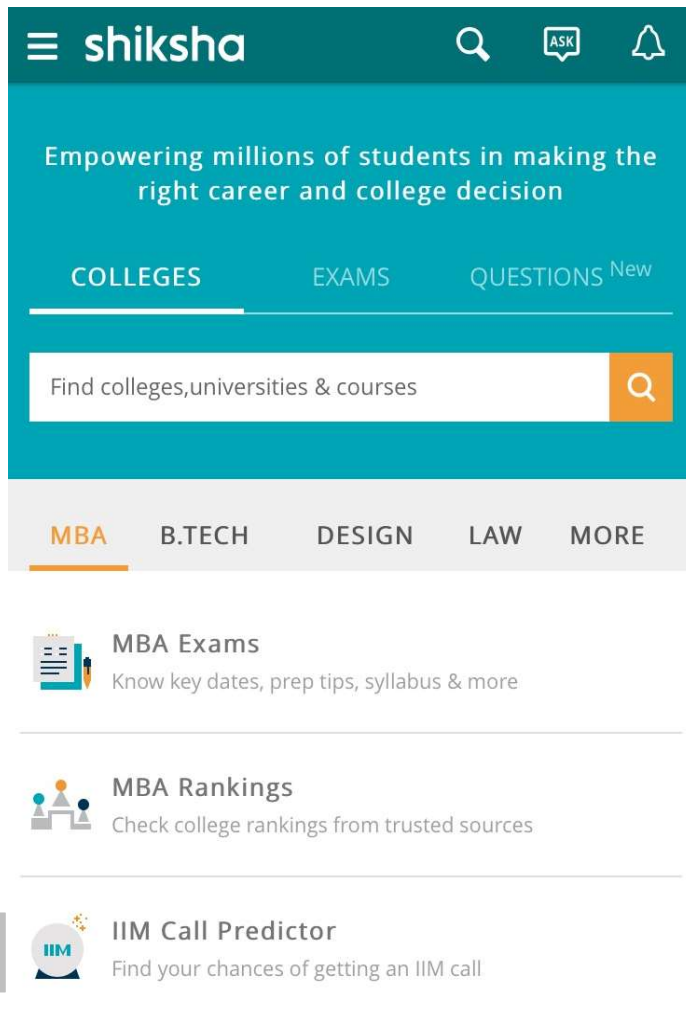
The most comprehensive study abroad scholarships
1766 Scholarships, 11 Countries, Rs 3063 crores in total amount

Course Level Course Stream Study Destination Find Scholarships

Suggest a missing scholarship, win Rs 500!

Explore Scholarships by Country

Mobile sites



Competition

Domestic

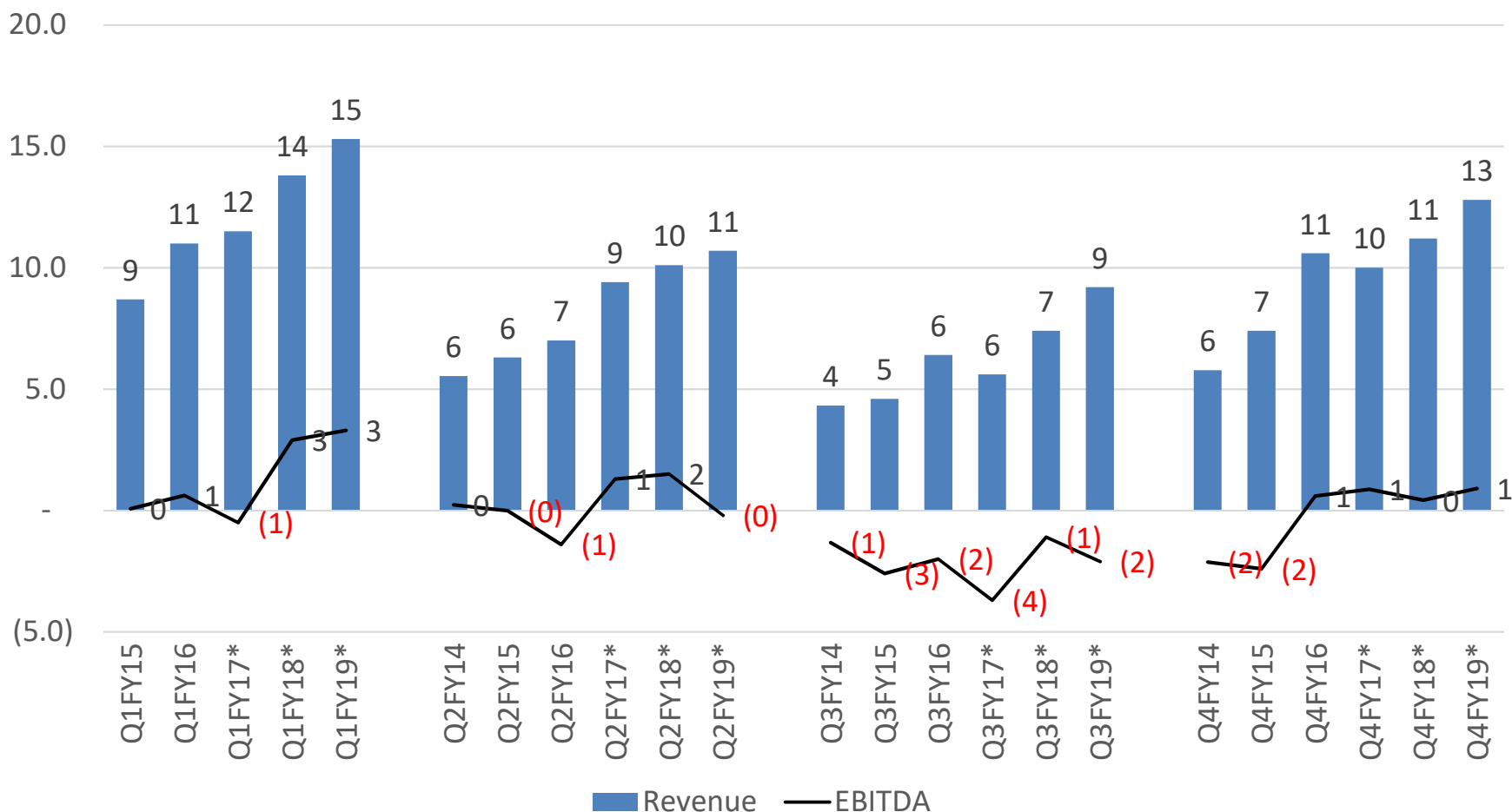
- Print Media
- Online
 - Google
 - Pagalguy
 - HTcampus
 - Minglebox
 - Careers360
 - MBA Universe
 - CollegeDekho
 - CollegeDunia
 - Sarvgyan
 - Aglasem
 - Others

Study abroad

- Online
 - HotCourses India/ IDP
 - Studyportals
 - Masterstudies
 - Top mba / Top universities (QS)
 - Collegeboard
 - Yocket
 - Multiple Emerging start-ups
- Study Abroad consultants

Shiksha quarterly financials

Shiksha Quarterly Revenue (Rs cr) and EBITDA (Rs cr)



Shiksha cumulative cash loss (management estimate) at Rs 40 cr

* Q1FY17-Q2FY19 numbers are EBITDA numbers (adjusted for non-cash ESOP charges) as per IND-AS; All others in I GAAP

Investments

Investment Portfolio

Investee Company	Website	Book value of investment as of April 30, 2019 (Rs Cr)	Approx. diluted and convertd shareholding % (Actual)
Active			
Zomato Media Pvt Ltd.	www.zomato.com	152	26.38%
Apple Learning Systems Pvt Ltd.	www.meritnation.com	138	65.67%
Etechaces Marketing and Consulting Pvt Ltd.	www.policybazaar.com	576	15.85%
Happily Unmarried Marketing Pvt Ltd.	www.happilyunmarried.com	26	41.14%
Unnati Online Pvt Ltd	https://www.unnatihelpers.com/	4	28.60%
VCARE Technologies Pvt. Ltd.	http://dirolabs.com/	4	14.80%
Ideaclicks Infolabs Private Ltd.	www.zippserv.com	5	45.30%
Wishbook Infoservices Pvt Ltd	www.wishbooks.io	5	29.00%
NoPaperForms Solutions Private Limited	www.nopaperforms.com	34	48.10%
International Educational Gateway Private Limited	https://www.university.com/	13	29.60%
Agstack Technologies Private Limited	http://www.gramophone.in/	20	37.21%
Bizcrum Infotech Private Limited	https://www.shoekconnect.com	12	29.80%
Medcords Healthcare Solutions Private Limited	http://www.medcords.com/	3	11.40%
Printo Document Services Private Limited	http://www.printo.in/	20	25.12%
SHOP KIRANA E TRADING PRIVATE LIMITED	http://shopkirana.com/	13	15.50%
Sub Total		1,025	

* Net of disposal of secondary sale with proceeds of USD 50 mn; Shareholding post the latest round of investment and dilution

** Represents effective economic interest held by Info Edge directly or through its wholly owned subsidiaries (7.59%) and indirectly through a JV subsidiary with Temasek (8.26%). The amount represents Info Edge's net investment.

Written off / provisioned investments – Studypalace, 99Labels, Nogle Technologies, Canvera Digital, Kinobeo Software Pvt. Ltd. (Mydala), Green Leaves Consumer Services (Bigstylist) Mind Tree Technologies and Rare Media Co.. Total amount written off is Rs 218 crore.

Investee companies financials

Rs. Crore

Investee Company	Operating revenue						Operating EBITDA					
	FY13	FY14	FY15	FY16	FY17	FY18	FY13	FY14	FY15	FY16	FY17	FY18
Partly owned subsidiary												
Meritnation	10	20	22	29	36	31	(21)	(29)	(23)	(42)	(23)	(13)
Canvera	30	44	54	56	49	42	(21)	(33)	(22)	(33)	(27)	(25)
Associate Companies												
Zomato												
PolicyBazaar												
Mydala												
Happily Unmarried												
Vacation Labs												
BigStylist												
Nopaperforms	68	127	255	390	579	865	(38)	(55)	(189)	(607)	(213)	(149)
Wishbook												
Univariety												
Gramophone												
Rare Media												
Unnati												
Diro Labs												
Total	108	191	331	475	664	937	(80)	(117)	(234)	(682)	(263)	(188)

* FY16 - FY18 numbers are based on IND AS vs. I GAAP earlier

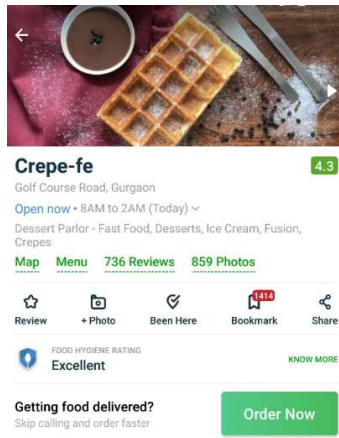
Zomato



Zomato is world's leading restaurant search, discovery and transaction platform

Zomato has three key businesses

1. Listings & Reviews



- Launched in 2008
- Present in 24 countries
- 1.4m+ high quality restaurant listings with up to date scanned menus, photos and user reviews

Largest restaurant reviews & ratings platform

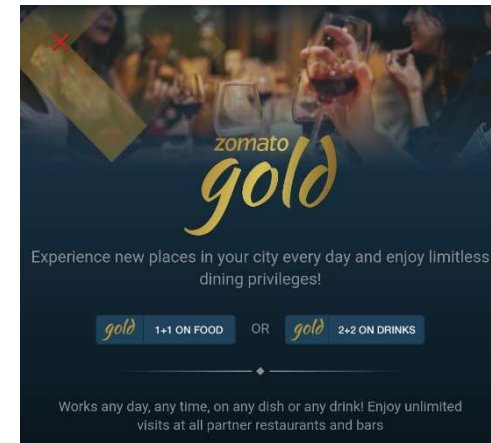
2. Food Delivery



- Launched in 2015
- Present in India
- Hybrid delivery model – combination of self fulfilled and restaurant fulfilled orders

One of the leading food delivery players

3. Subscription Programs



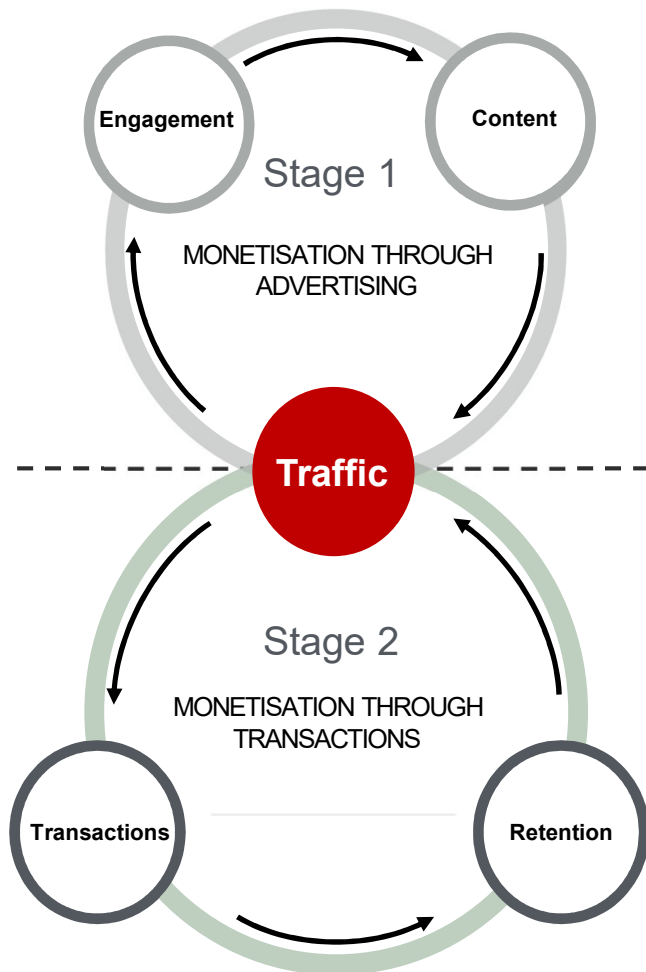
- Launched in 2017
- India and international presence
- Privileged membership programs; privileges are funded by restaurants

One of its kind, unique membership program

Other key investors in Zomato – Alipay, Sequoia, VY Capital and Temasek

Growth is fuelled by two self feeding “flywheels”, that define Zomato’s unique business model

Multiple use cases across dining-out and food delivery result in strong network effects



STAGE 1 – LISTINGS AND REVIEWS

- ✓ High quality, exhaustive restaurant listings (*using a combination of tech and human output*) yield large organic traffic
- ✓ Users engage with the platform to write reviews and upload photos - further enriching our content

STAGE 2 - TRANSACTIONS

- ✓ Traffic from search/recommendations product naturally drives transactions off-take, without having to spend on marketing and discounts
- ✓ Users who transact on Zomato visit us more often than users who don't - further increasing traffic and hence adding back to the first flywheel

Highly interactive platform ensures high user and restaurant engagement



Bookmark

Retrieval of favorite places with a single click

Social Feed

Latest updates from friends and foodies

Reviews & Ratings

Description and rating of user experiences

Photos

High quality user generated content

Menus

Comprehensive and updated menus

Customized Collections

Trend-based, curated group of restaurants

Advanced Search

Multi-dimensional filters for targeted search

Users can also order food and reserve tables at restaurants with a click of a button

PolicyBazaar

policybazaar.com
Compare. Buy. Save.
An ISO 27001:2013 certified company

LIFE INSURANCE ▾ HEALTH INSURANCE ▾ MOTOR INSURANCE ▾ OTHER INSURANCE ▾ RENEWAL SUPPORT ▾ MY ACCOUNT

India's Best Insurance Destination

- Term Life
- Health
- Life Insurance Investment
- Car
- Two Wheeler
- Travel
- Term Life 100yrs+ **New**
- Child Plans
- Retirement Solutions
- Guaranteed Plans
- Zero Commission Investment Plans
- Home Insurance

Also See : [Group Mediciam](#) [Corporate Insurance](#) [Cancer](#) Group Companies : [Free CIBIL Score \(Paisabazaar\)](#) [Etechaces](#)

PolicyBazaar

- PolicyBazaar is India's online price comparison site for insurance
 - Significant value add to individuals and Financial Institutions for policy related decision-making
- A leader in its category
 - Captures an estimated 90% share of insurance comparison & 50% of online Insurance transactions
- Huge potential in the market
 - Currently less than 4% of the Indian population is insured
- Other key investors in Policybazaar include – Tiger Global, Temasek, Softbank

Meritnation

meritnation PURCHASE CALL ME

Search Type your question LOGIN CREATE ACCOUNT

NCERT SOLUTIONS ENTRANCE EXAMS CLASS XII CLASS XI CLASS X CLASS IX CLASS VIII CLASS VII CLASS VI CLASS V CLASS IV CLASS III CLASS II CLASS I

ONLINE TUITION

LIVE CLASSES WITH THE BEST TEACHERS

CLASS 4 - 12 ENTRANCE EXAMS

welcome to meritnation.com

Enter the following details to get the Offer of the day

First Name

Email

Phone Number

Enter your query

Send Chat Request

Powered by Pure Chat

LIVE INTERACTIVE CLASSES with the BEST TEACHERS

Online Tuitions Smart Study Homework Help FREE NCERT Solutions

Online Tuitions
Live classes with the best teachers in India

Smart Study
Videos, Animations and Unlimited practice tests

Homework Help
Get Solutions to all your Doubts Instantly

FREE NCERT Solutions
Access solutions to all your NCERT textbooks

Our students love us



“ Meritnation is just simply Awesome!! :) A lot of my problems get solved when i come here..greatly blessed to have this.I have now started improving in my studies now. Thank you so much! ”

Sanchita Verma, Class X
Apeejay School



“ It gives me immense pleasure to inform you that I have got 96.5% in Class 12 Board Exams(Science). Meritnation has helped me a lot in getting 97 in Maths and 99 in economics, not to forget chemistry and english, in which I got 95 marks. From ... [Read more](#) ”

Joyjit Chatterjee, Class XII



“ I find it really easy and interesting to study on meritnation. The animations help me in enjoying what I study, which has made my study routine really interesting! ”

Swapnil Lohani, IITJEE Advanced Qualified

Meritnation

- Supplementary online learning platform for K12 and Entrance Exams
 - Proprietary content
 - Freemium model
 - Direct to consumer
- Provides free solutions mainly for
 - mathematics and science for K12 of popular national Indian curriculum's viz. CBSE and ICSE and some State Boards
 - free solutions restricted to popular text books and user generated content
- Paid product for online assessment and teaching solutions
 - provides resources to kids for self study after school
 - Option for live online tuition classes
- Test prep product for engineering and medical entrance examinations
- Over 10 mn registered users
- ~55-60% sessions through mobile

Happily Unmarried



Happily Unmarried

- Ustraa has become one of the largest online men's grooming brand.
- Selected offline presence in about 2000 stores pan India.
- Collaborating with Edgewell to launch Razors in July 19. Edgewell is the 2nd largest razor blade company in the world and owner of brands like Schick.
- They recently also acquired the online grooming brand Harrys in the US.
- Launching Beard trimmers to consolidate the beard portfolio.
- Aim to achieve a 100 cr turnover in the financial year 2019-20.

Team

Management Team

Name	Age	Qualifications	Designation/ Role	Previously worked with	Year of joining
Sanjeev Bikhchandani	55	BA Economics St. Stephens, PGDM IIM-A	Founder and Executive Vice Chairman	Lintas, Glaxo Smith Kline	1995
Hitesh Oberoi	46	B Tech, IIT Delhi, PGDM, IIM-B	Managing Director and CEO	HLL (Unilever)	2000
Deepali Singh	45	B Sc, LLB, Delhi University, PGDBA, IPM	Executive Vice President Firstnaukri	Aptech	2000
Arif Ismail Parker	44	BA	Executive Vice President- Sales	ITNation.com	2000
Vibhore Sharma	44	B Sc, IGNOU	Chief Technology Officer Info Edge	Pioneer	2001
Neeraj Sharma	45	B.Com , PGPM	Executive Vice President- Sales	-	2001
Niraj Kumar Rana	43	BSC, MBA	Executive Vice President- Sales	-	2001
Swati Vashistha	41	MBA	Senior Vice President Sales Systems	-	2001
Manoj P	45	BE- University of Mysore MBA - Xavier Institute of Management and Entrepreneurship	Executive Vice President- Sales	Indian Seamless Group	2002
Satyajit Yogeshchandra Tripathi	45	BSc ,PGDBM	Executive Vice President- Emerging Markets	-	2002
Amrish Kumar Singh	45	Btech, MBA	Executive Vice President and Head Sales & Customer Delivery Shiksha	LSI Software, Pentasoft Tech	2003
Ankur Kheterpal	45	B.Com Christ College Bengaluru	Senior Vice President IT Infrastructure	Solutions Infosystems, Wintech Education, Sunrise Consultancy	2005
Meetu Arora	40	PG Diploma, Computer Applications - Acharya Narendra Dev College - New Delhi	Senior Vice President Quality Assurance	Induslogic India Pvt. Ltd. , IBM Global Services, Magic Software Pvt. Ltd.	2006
Sharmeen Khalid	47	MBA, IRMA	Chief Human Resources Officer	Polaris	2006
Shalabh Nigam	46	B Tech, IIT Kanpur	EVP – New Projects	Baypackets	2007
Sumeet Singh	45	BBA, MBA	Chief Marketing Officer	CII	2007
Nishant Pandey	43	B Tech, IIT Delhi, MBA ISB	Executive Vice President and Product Head Shiksha	Schlumberger	2008
Rinchan Gupta	40	BE - Comp Science	Executive Vice President User experience and Design	HP India	2008
Vivek Jain	45	B Tech, IIT Delhi, PGDM, IIM – B	Chief Business Officer – Shiksha & FF	Isoft, Adobe, IBM, ICICI Securities	2010
Maneesh Upadhyaya	40	B Sc, MBA, FMS, Delhi University	Chief Business Officer – 99acres	Bain & Co.	2010
Amit Kumar Singh	41	Btech - IIT Kanpur, PGDBM - IIM Calcutta	Executive Vice President - Product Development	Adobe Systems, Citibank	2011
Jai Prakash Sharma	43	MBA Sikkim Manipal University	Senior Vice President Technical Operations	AOL Online, First Advantage, Adobe Software	2011

About 10% of the total employees are covered under ESOP

Management Team

Name	Age	Qualifications	Designation/ Role	Previously worked with	Year of joining
Rohan Mathur	35	PGDM Business Management, IIM Ahmedabad	EVP & Business Head Jeevansathi	Cadence Design Systems, Mindtree	2011
Murlee Manohar Jain	41	Bcom, CS	Senior Vice President-Secretarial & CS	Apollo Tyres	2013
Chintan Arvind Thakkar	52	CA	Director and CFO	Computer Associates	2014
Pankaj Jain	44	B.Tech - IIT Delhi, MS- Stanford University	Executive Vice President- Key Projects	Spice Online Retail, Spice Televentures, Taxila, Siebel Systems	2014
Shailesh Chandra	44	BE - Delhi College of Engg, PGDBM- IIM A	Product Operations Naukri, 99acres, JS, Shiksha	Amazon, Genpact, Indian Railways, Maruti Udyog, Indian Petrochemicals	2014
Atul Kumar	42	BE – Nagpur University; MBA – FMS	SVP and Delivery Head, Naukri FF	Citibank, Whirlpool, Standard Chartered	2015
Niraj Seth	48	B.Tech - IIT Kharagpur	Executive Vice President – Career Site Manager, Naukri	Intuit Inc., Cleartrip.com, Monster.com	2017
Nitin Bansal	42	Btech, Computer Science, IIT Delhi	Executive Vice President	Meritnation.com, Appect Learning Systems, Intel & Hughes Software Systems	2017
Pradeep Kumar Singh	40	Btech, IET Lucknow; Lucknow University; Mtech IIT Roorkee	Executive Vice President	Amazon, Adobe Systems, Novell Inc.	2017
Arvind Heda	41	BE (Honours), MREC; Rajasthan Technical University	Executive Vice President, Engineering – Tech Naukri	Snapdeal	2017
Rajesh Kumar Aggarwal	46	CA (ICAI), CS (ICSI), B.Com (Hons) from SRCC	Senior Vice President – Finance	Citigroup, Ranbaxy, E&Y, Genpact, BDO Lodha & Co.	2017
Vivek Aggarwal	40	B.Com(H) – DU, CA	Senior Vice President - Finance	Olam, Bharti Cellular, Genpact, HCL	2018
Aditya Kumar Agrawal	38	M.C.A, DU, IIT Roorkee	Senior Vice President – Engineering – Naukri technology	EROS Digital, Sanpdeal, Syncapse, MarketSHare, Guruji.com, BEA Systems	2018
Rishi Gupta	38	Punjab University	Senior Vice President and Head Technology - Jeevansathi	Snapdeal, PayTM, one97, SAP	2018
Shantanu Mathur	39	B-tech IIT Delhi, MBA Dartmouth University	EVP- New Business	Knowlarity	2018
Tarun Sharma	42	BE (CS & Engineering (Honors)), NIT Durgapur, PGPX IIM Ahmedabad	Product Development Naukri	Walmart, Paypal	2019
Pawan Goyal	48	B.Tech IIT Kanpur, MSc. & PhD	Chief Business Officer - Naukri.com	Adobe Systems	2019

Banks/ brokerages that cover us

Firm	Analyst	Phone Number	E-mail
Ambit	Vivekanand Subbaraman	+91.22.3043 3261	vivekanand.s@ambit.co
B&K Securities	Sushil Sharma	+91.22.4031 7117	sushil.sharma@bksec.com
BAML	Sachin Salgaonkar	+91 22 6632 8667	sachin.salgaonkar@baml.com
Citi Research	Vijit Jain	+91.22.6175 9887	vijit.jain@citi.com
CLSA	Ankur Rudra	+91.22.6650 5059	ankur.rudra@clsa.com
Deutsche Bank	B Srinivas Rao	+65 6423 4114	srini.rao@db.com
Edelweiss	Sandip Agarwal	+91.22.6623 3474	sandip.agarwal@edelweissfin.com
Haitong Securities	Mukul Garg	+91.22.4315 6831	mukul.garg@htisec.com
ICICI Securities	Kuldeep Koul	+91.22.6637 7573	kuldeep.koul@icicisecurities.com
IIFL	Rishi Jhunjhunwala	+91.22.4646 4645	Rishi.jhunjhunwala@iiflcap.com
JP Morgan	Viju K George	+91.22.6157 3597	viju.k.george@jpmorgan.com
Jefferies	Arya Sen	+91.22.4224 6122	asen@jefferies.com
Kotak Securities	Kanwaljeet Saluja	+91.22.4336 0860	kanwaljeet.saluja@kotak.com
Macquarie	Alankar Garude	+91.22.6720 4328	alankar.garude@macquarie.com
Morgan Stanley	Parag Gupta	+91.22.6118 2230	parag.gupta@morganstanley.com
Motilal Oswal	Ashish Chopra	+91.22.3982 5424	ashish.chopra@motilaloswal.com
Nomura	Ashwin Mehta	+91.22.40374465	ashwin.mehta@nomura.com
Spark Capital	Soumitra Chatterjee	+91.44.4228 8151	soumitra@sparkcapital.com
UBS	Gautam Chhaochharia	+91.22.6155 6080	gautam.chhaochharia@ubs.com
Goldman Sachs	Manish Adukia	+91 22 66169049	manish.adukia@gs.com
HSBC	Darpan Thakkar	+91 88794 19452	darpan.thakkar@hsbc.in

Indicative list, subject to change

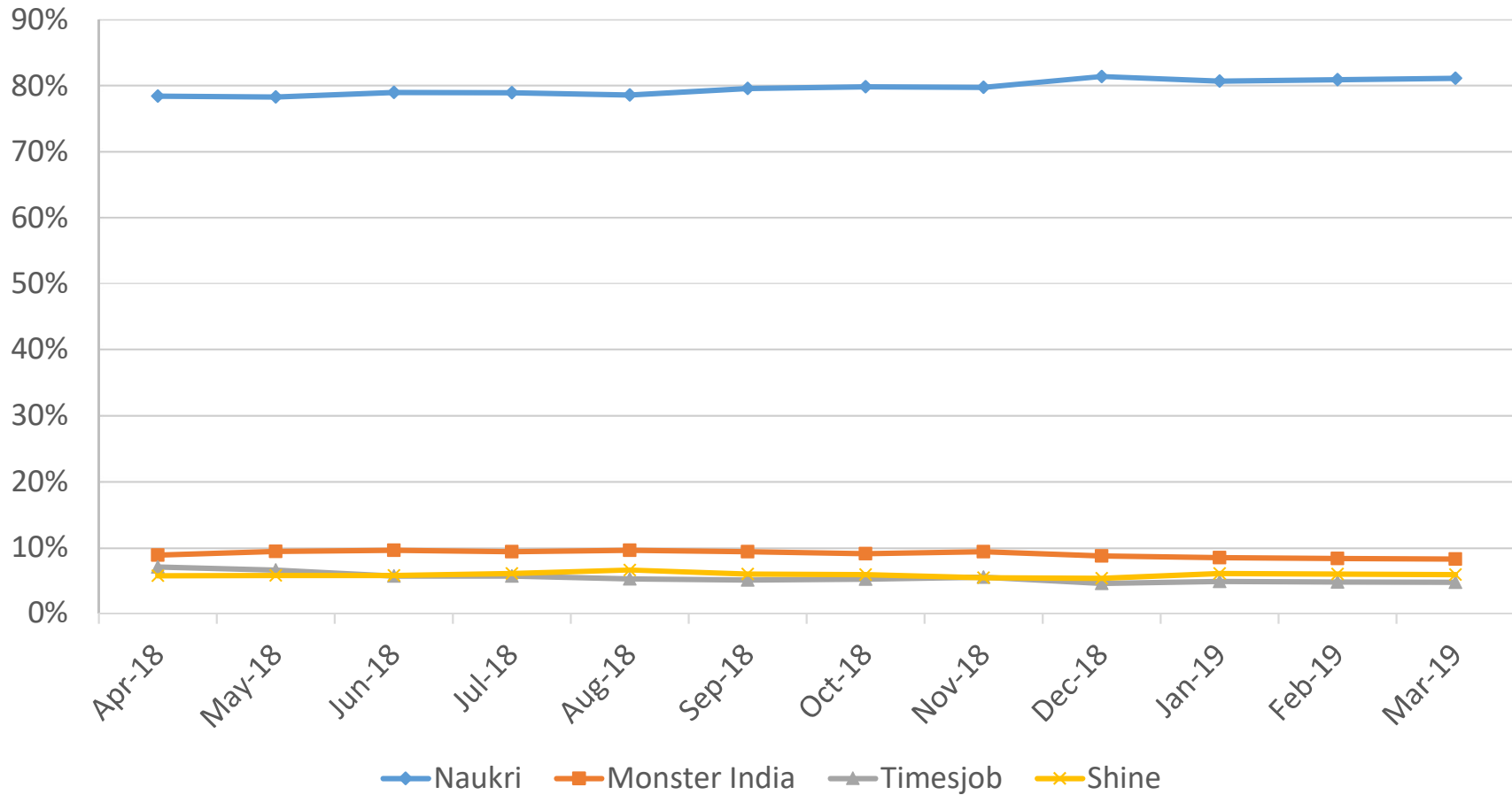
Investor relations contacts

Name	Chintan Thakkar	Vivek Aggarwal
Designation	CFO	SVP – Finance
e mail	chintan.thakkar@naukri.com	vivek.aggarwal@naukri.com
Telephone	+91 120 3082137	+91 120 3082007
Fax	+91 120 3082095	
Address	Info Edge (India) Limited, B 8, Sector 132, Noida – 201 301, Uttar Pradesh, India	
Website	www.infoedge.in	

Annexures

Naukri has dominant traffic share

Traffic from desktops based on time spent – excluding indeed

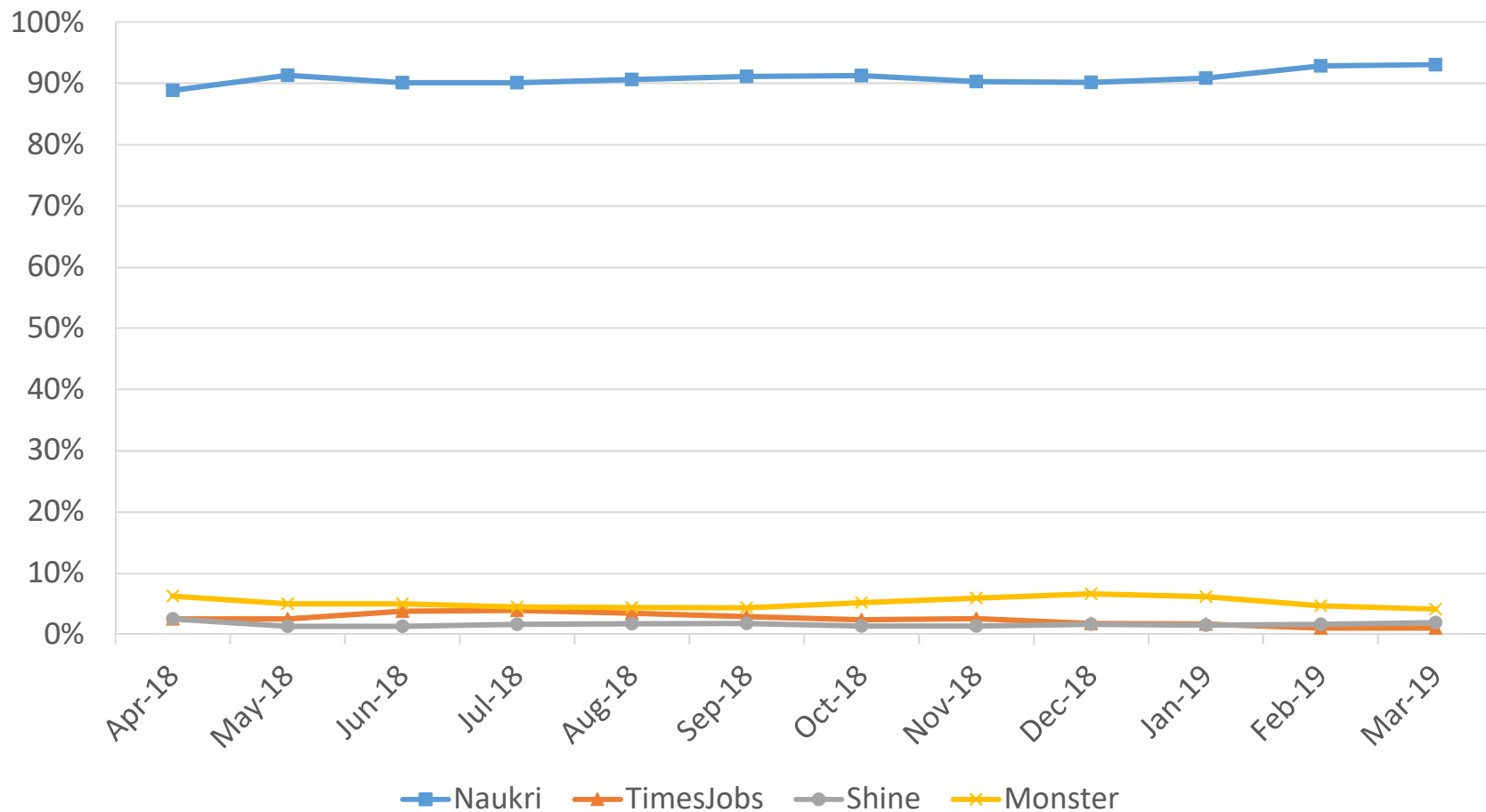


Source: SimilarWeb

Above chart excludes LinkedIn since much of the traffic may not pertain to jobs

Naukri has dominant traffic share

Android App traffic share based on time spent – excluding indeed



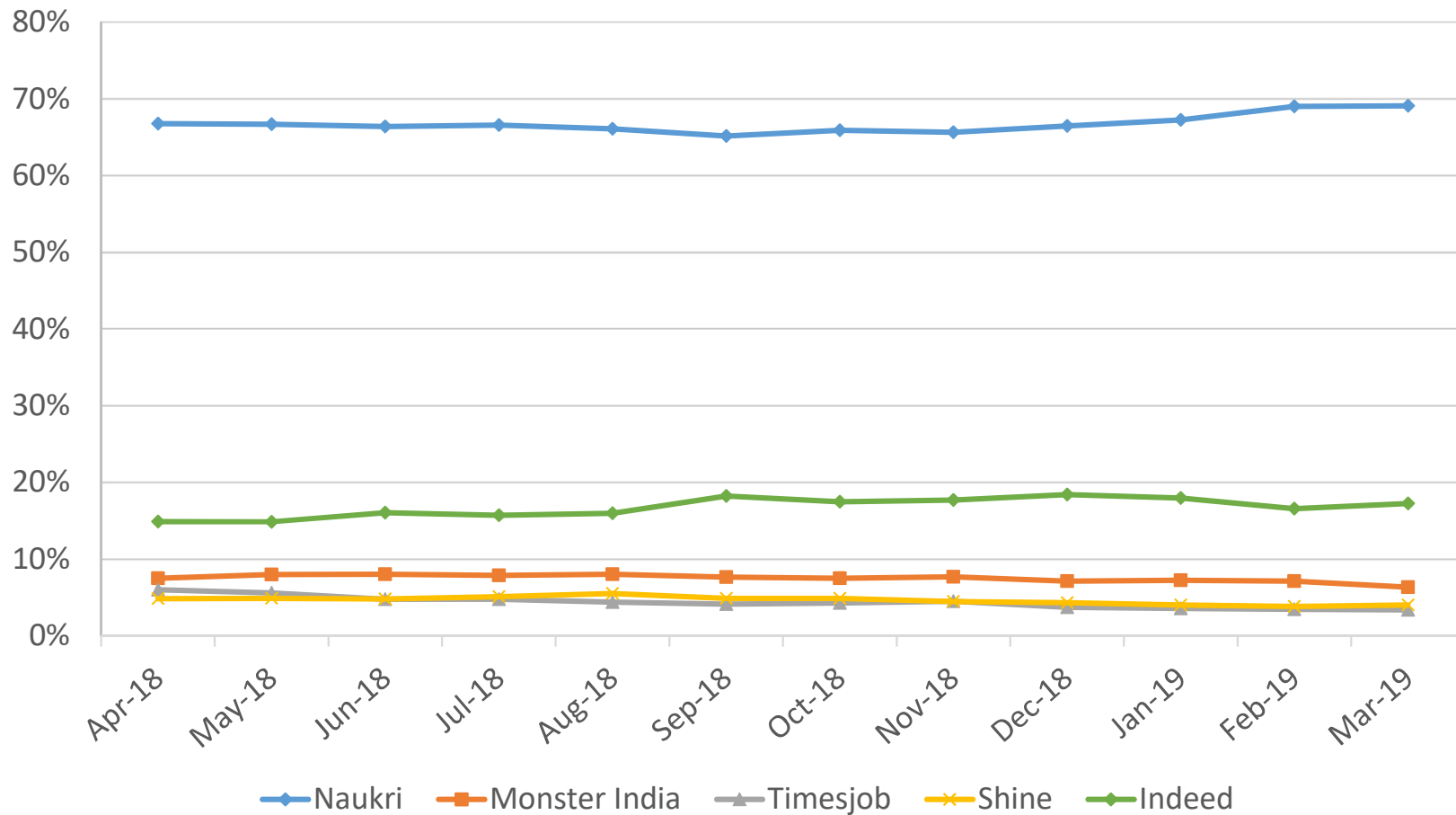
Source: SimilarWeb

Above chart excludes LinkedIn since much of the traffic may not pertain to jobs

* ~70% of Naukri's traffic comes through Android / iOS apps and mobile site

Naukri's traffic share

Naukri's Desktop traffic based on time spent – including Indeed

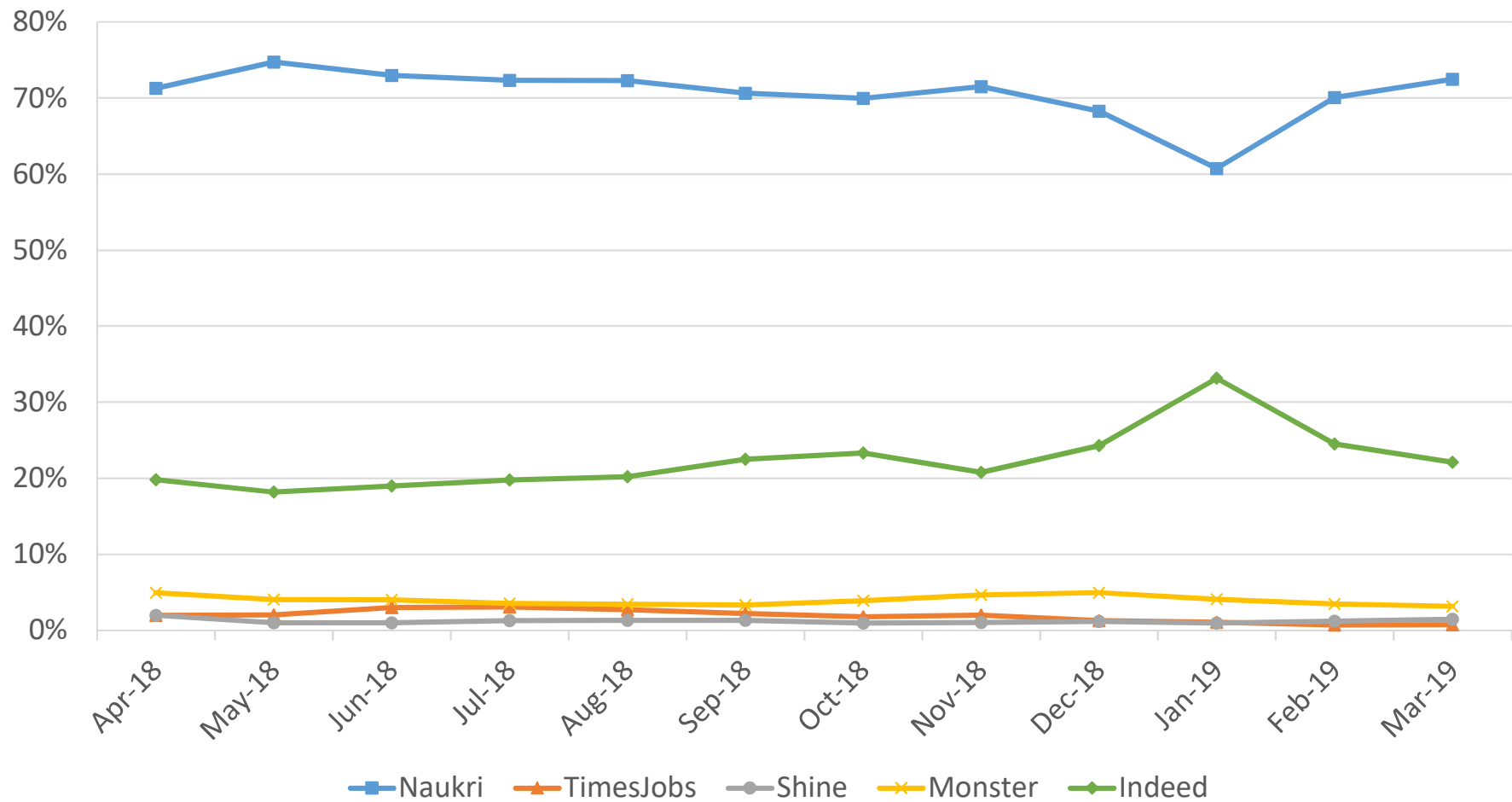


Source: SimilarWeb

Above chart excludes LinkedIn since much of the traffic may not pertain to jobs

Naukri's traffic share

Naukri's Android App traffic based on time spent – including Indeed

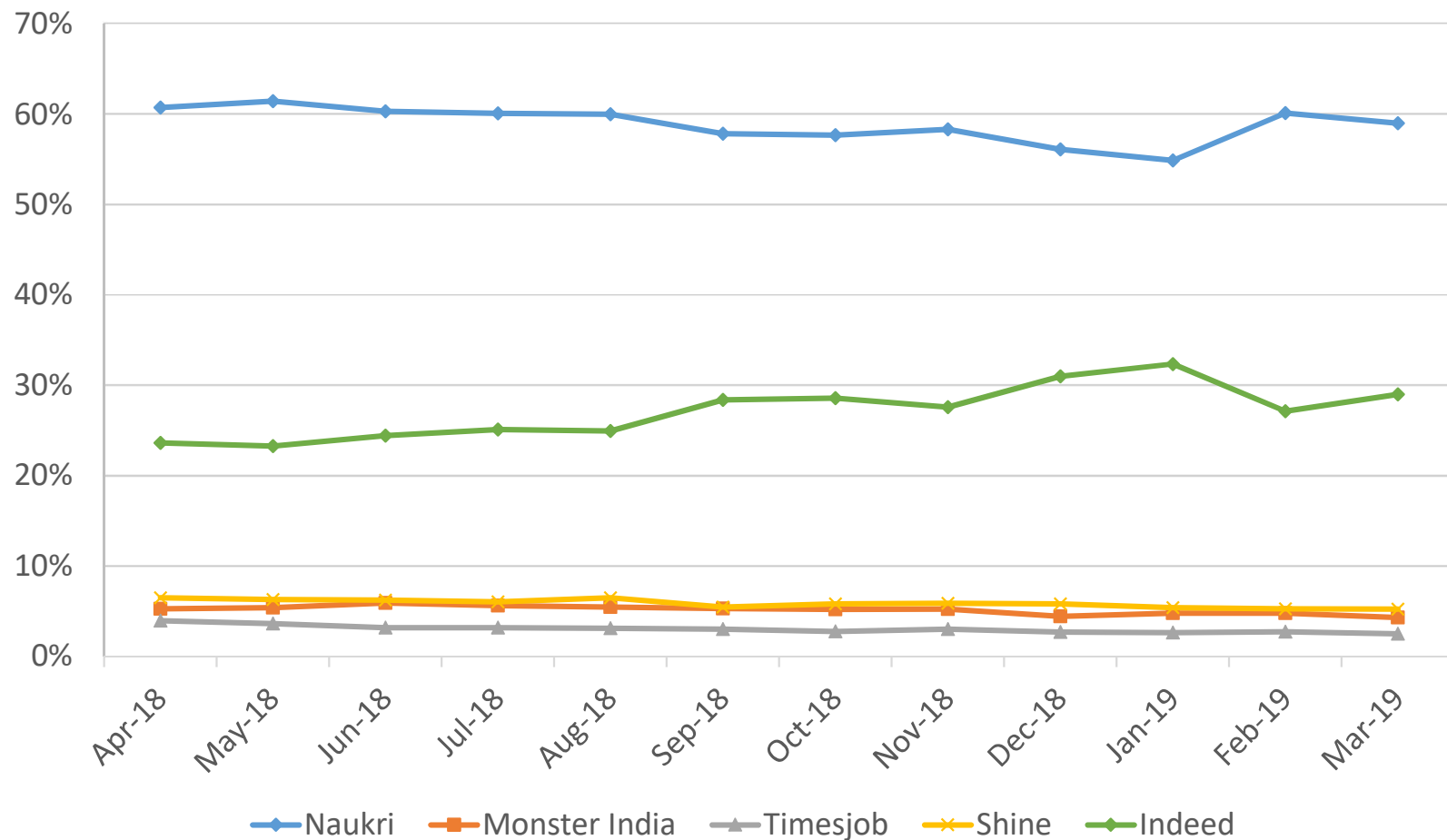


Source: SimilarWeb

Above chart excludes LinkedIn since much of the traffic may not pertain to jobs

Naukri traffic share among traditional job sites

Overall traffic (from desktops, web mobile& app) on time spent



Source: SimilarWeb

Above chart excludes LinkedIn since much of the traffic may not pertain to jobs

