



Statement Showing Shareholding Pattern

Name of the Company : **INFO EDGE (INDIA) LIMITED**
 Scrip Code : **532777**
 Quarter Ended : **31.03.2011**

Category code	Category of Shareholder	Number of Shareholders	Total number of shares	Number of shares held in dematerialized form	Total shareholding as a percentage of total number of shares		Shares Pledged or otherwise encumbered	
					As a percentage of(A+B) ¹	As a percentage of (A+B+C)	Number of shares	As a percentage (IX)=(VIII)/(IV)*100
(I)	(II)	(III)	(IV)	(V)	(VI)	(VII)	(VIII)	(IX)
(A)	Shareholding of Promoter and Promoter Group²							
1	Indian							
(a)	Individuals/ Hindu Undivided Family	3	24,394,356	24,394,356	44.68	44.68	NIL	NIL
(b)	Central Government/ State Government(s)	0	0	0	0.00	0.00	NIL	NIL
(c)	Bodies Corporate	0	0	0	0.00	0.00	NIL	NIL
(d)	Financial Institutions/ Banks	0	0	0	0.00	0.00	NIL	NIL
(e)	Any Others(Specify)	0	0	0	0.00	0.00	NIL	NIL
(i)	Trusts	1	4,367,440	4,367,440	8.01	8.01	NIL	NIL
	Any Others(Specify)	1	747,016	747,016	1.36	1.36	NIL	NIL
	Sub Total(A)(1)	5	29,508,812	29,508,812	54.05	54.05	NIL	NIL
2	Foreign							
a	Individuals (Non-Residents Individuals/ Foreign Individuals)				0.00	0.00	NIL	NIL
b	Bodies Corporate			0	0.00	0.00	NIL	NIL
c	Institutions	0	0	0	0.00	0.00	NIL	NIL
d	Any Others(Specify)			0	0.00	0.00	NIL	NIL
d-i		0	0	0	0.00	0.00	NIL	NIL
d-ii		0	0	0	0.00	0.00	NIL	NIL
	Sub Total(A)(2)	0	0	0	0.00	0.00	NIL	NIL
	Total Shareholding of Promoter and Promoter Group (A)= (A)(1)+(A)(2)	5	29,508,812	29,508,812	54.05	54.05	NIL	NIL
(B)	Public shareholding						NA	NA
1	Institutions						NA	NA
(a)	Mutual Funds/ UTI	16	4,296,745	4,296,745	7.87	7.87		
(b)	Financial Institutions / Banks	2	3,570	3,570	0.01	0.01		
(c)	Central Government/ State Government(s)	0	0	0	0.00	0.00		
(d)	Venture Capital Funds	0	0	0	0.00	0.00		
(e)	Insurance Companies	0	0	0	0.00	0.00		
(f)	Foreign Institutional Investors	51	14,407,412	14,407,412	26.39	26.39		
(g)	Foreign Venture Capital Investors	0	0	0	0.00	0.00		
(h)	Any Other (specify)	0	0	0	0.00	0.00		
	Sub-Total (B)(1)	69	18,707,727	18,707,727	34.27	34.27		
B 2	Non-institutions						NA	NA
(a)	Bodies Corporate #	251	210,125	210,125	0.39	0.39		
(b)	Individuals							
I	Individuals -i. Individual shareholders holding nominal share capital up to Rs. 1 lakh.	9,101	731,392	707,076	1.34	1.34		
II	ii. Individual shareholders holding nominal share capital in excess of Rs. 1 lakh.	16	2,096,154	2,084,394	3.84	3.84		
(c)	Any Other							
(c-i)	Trusts	1	730,445	730,445	1.33	1.33		
(c-ii)	Directors & their Relatives	3	135,566	135,566	0.24	0.24		
(c-iii)	Non-Resident Indians	118	2,352,375	2,352,375	4.31	4.31		
(c-iv)	Overseas Corporate Bodies	0	0	0	0.00	0.00		
(c-v)	Clearing Members	38	22,514	22,514	0.04	0.04		
(c-vi)	Hindu Undivided Families	394	28,652	28,652	0.06	0.06		
(c-vii)	Foreign Corporate Bodies	1	66,750	66,750	0.13	0.13		
	Sub-Total (B)(2)	9,923	6,373,973	6,337,897	11.68	11.68		
(B)	Total Public Shareholding (B)= (B)(1)+(B)(2)	9,992	25,081,700	25,045,624	45.95	45.95	NA	NA
	TOTAL (A)+(B)	9,997	54,590,512	54,554,436	100.00	100.00		
(C)	Shares held by Custodians and against which Depository Receipts have been issued	0	0	0	0.00	0.00		
(c)	Promotor and Promotor Group	0	0	0	0.00	0.00	NIL	NIL
(cii)	Public	0	0	0	0.00	0.00	NIL	NIL
	Total C- ci+cii	0	0	0	0.00	0.00	NIL	NIL
	GRAND TOTAL (A)+(B)+(C)	9,997	54,590,512	54,554,436	100.00	100.00	NIL	NIL

(I)(b) Statement showing Shareholding of persons belonging to the category
"Promoter and Promoter Group"

Sr. No.	Name of the shareholder	Total shares held		Shares Pledged or otherwise encumbered		
		Number	As a % of Grand Total (A)+(B)+(C)	Number	As a percentage	As a % of grand total (A)+(B)+(C) of sub-clause (I)(a)
(I)	(II)	(III)	(IV)	(V)	(VI)=(V)/(III)*100	(VII)
1	AMBARISH RAGHUVANSHI	1260168	2.30	0	0	0
2	HITESH OBEROI	3898782	7.14	0	0	0
3	SANJEEV BIKHCHANDANI	19235406	35.24	0	0	0
4	SANJEEV BIKHCHANDANI & HITESH OBEROI HOLDING ON BEHALF OF ENDEAVOUR HOLDING TRUST	4367440	8.00	0	0	0
5	SURABHI MOTIHAR BIKHCHANDANI	747016	1.37	0	0	0
	TOTAL	29508812	54.05	0	0	0

(I)(c) Statement showing Shareholding of persons belonging to the category
"Public" and holding more than 1% of the total number of shares

Sr. No.	Name of the shareholder	Number of shares	Shares as a percentage of total number of shares (i.e., Grand Total (A)+(B)+(C) indicated in Statement at para (I)(a) above)
1	DSP BLACKROCK EQUITY FUND	630967	1.16
2	SANJEEV BIKHCHANDANI, HITESH OBEROI, AMBARISH RAGHUVANSHI HOLDING ON BEHALF OF INFO EDGE ESOP TRUST	730445	1.34
3	T ROWE PRICE INTERNATIONAL INC A/C T ROWE PRICE INTERNATIONAL DISCOVERY FUND	743428	1.36
4	MORGAN STANLEY MAURITIUS COMPANY LIMITED	824961	1.51
5	RELIANCE CAPITAL TRUSTEE CO.LTD A/C RELANCE TAX SAVER FUND	940152	1.72
6	FID FUNDS MAURITIUS LIMITED	1309630	2.40
7	RELIANCE CAPITAL TRUSTEE CO.LTD A/C RELANCE EQUITY	1590620	2.91
8	ANIL LALL	1648716	3.02
9	EQUINOX PARTNERS LP	1770612	3.24
10	CITIGROUP GLOBAL MARKETS MAURITIUS PVT.LTD	1838375	3.37
11	KAPIL KAPOOR	2000200	3.66
12	MATTHEWS INDIA FUND	2013454	3.69
	*** Total ***	16041560	29.39



Handwritten signature

(I)(d) Statement showing details of locked-in shares


Sr. No.	Name of the shareholder	* Category of Shareholders (Promoters / Public)	Number of locked-in shares	Locked-in shares as a percentage of total number of shares {i.e., Grand Total (A)+(B)+(C) indicated in Statement at para (I)(a) above}
1	NIL	0	0	0
	TOTAL		0	0

(II)(a) Statement showing details of Depository Receipts (DRs)

Sr. No.	Type of outstanding DR (ADRs, GDRs, SDRs, etc.)	Number of outstanding DRs	Number of shares underlying outstanding DRs	Shares underlying outstanding DRs as a percentage of total number of shares {i.e., Grand Total (A)+(B)+(C) indicated in Statement at para (I)(a) above}
1	NIL	NIL	NIL	0.00
	TOTAL		0	0

(II)(b) Statement showing Holding of Depository Receipts (DRs), where underlying shares are in excess of 1% of the total number of shares

Sr. No.	Name of the DR Holder	Type of outstanding DR (ADRs, GDRs, SDRs, etc.)	Number of shares underlying outstanding DRs	Shares underlying outstanding DRs as a percentage of total number of shares {i.e., Grand Total (A)+(B)+(C) indicated in Statement at para (I)(a) above}
1	NIL	NIL	NIL	0.00
	TOTAL	0	0	0.00



A handwritten signature in blue ink, appearing to be "A. Gupta", with a long horizontal line extending to the right.

(I)(a)	Statement Showing Shareholding Pattern		
Name of the Company :	INFO EDGE (INDIA)LTD.		
Quarter Ended :	March 31, 2011		
Partly paid-up shares	No. of partly paid-up shares	As a % of total No. of partly paid-up shares	As a % of total no. of shares of the Company
Held by promoter/promoters	0	0	0
Held by public	0	0	0
Total	0	0	0
Outstanding convertible securities	No. of outstanding securities	As a % of total No. of outstanding convertible securities	As a % of total no of shares of the company, assuming full conversion of the convertible securities
Held by promoter/promoters	0	0	0
Held by public	0	0	0
Total	0	0	0
Warrants	No. of warrants	As a % of total no of warrants	As a % of total no of shares of the company assuming full conversion of warrants
Held by promoter/promoters	0	0	0
Held by public	0	0	0
Total	0	0	0
Total paid-up capital of the company assuming full	0	0	0

