

Date: November 12, 2020

1. **The Manager- Listing**
National Stock Exchange of India Limited
(Scrip Code: NAUKRI)
2. **The Manager- Listing**
BSE Limited
(Scrip Code: 532777)

Sub.: Intimation of Publication of Un-audited Financial Results for the Quarter & Half Year ended September 30, 2020

Dear Sir/Madam,

Pursuant to Regulation 47 of SEBI (Listing Obligations and Disclosure Requirements) Regulations, 2015, please find enclosed herewith the copy of the newspaper publication of Un-audited Financial Results for the Quarter & Half Year ended September 30, 2020 published in the following editions: -

- Business Standard (National Daily newspaper) on November 12, 2020
- Business Standard Hindi (Daily newspaper of the State) on November 12, 2020

Submitted for your information & records.

Thanking you,

Yours faithfully,
For **Info Edge (India) Ltd.**



MM Jain
Company Secretary

Encl: as above



Coal India Limited
A Maharatna Company
Coal Bhawan, Premises No. 4, MAR
Plot No. AF-III, Action Area-1A, Newtown
Rajarhat, Kolkata 700156
Website: www.coalindia.in
CIN: L23109WB1973GOI028844

Extract of Unaudited Consolidated Financial Results for the Quarter and Half Year ended September 30, 2020

Sl. No.	Particulars	Quarter ended		Period ended		Year ended	
		30.09.2020	30.06.2020	30.09.2019	30.09.2020	30.09.2019	31.03.2020
		(Unaudited)	(Unaudited)	(Unaudited)	(Unaudited)	(Unaudited)	(Audited)
1	Total Income from Operations	21153.07	18486.77	20382.63	39639.84	45321.62	96080.34
2	Net Profit/(Loss) for the period (Before Tax, Exceptional and/or Extraordinary items)	4060.79	2800.13	4277.15	6860.92	11288.15	24071.32
3	Net Profit/(Loss) for the period Before Tax (After Exceptional and/or Extraordinary items)	4060.79	2800.13	4277.15	6860.92	11288.15	24071.32
4	Net Profit/(Loss) for the period after taxes, minority interest and share of profit/(loss) of jointly controlled entities and associates	2948.12	2079.60	3522.70	5027.72	8152.37	16714.19
5	Total Comprehensive Income for the period (Comprising Profit/(Loss) (after tax) and Other Comprehensive Income (after tax))	2942.49	1984.38	3329.87	4926.87	7599.58	15379.46
6	Equity Share Capital (Face value of share ₹ 10/- each)	6162.73	6162.73	6162.73	6162.73	6162.73	6162.73
7	Other Equity (Reserves excluding Revaluation reserve)						25994.19
8	Earnings per share (EPS) (of ₹ 10/- each) (not annualised*)						
	Basic: (in ₹)	4.78*	3.37*	5.72*	8.16*	13.23*	27.12
	Diluted: (in ₹)	4.78*	3.37*	5.72*	8.16*	13.23*	27.12

Extract of Unaudited Standalone Financial Results for the Quarter and Half Year ended September 30, 2020

Sl. No.	Particulars	Quarter ended		Period ended		Year ended	
		30.09.2020	30.06.2020	30.09.2019	30.09.2020	30.09.2019	31.03.2020
		(Unaudited)	(Unaudited)	(Unaudited)	(Unaudited)	(Unaudited)	(Audited)
1	Total Income from Operations	121.69	160.84	132.63	282.53	327.20	845.16
2	Net Profit/(Loss) for the period (Before Tax, Exceptional and/or Extraordinary Items)	10.38	11.89	64.99	22.27	152.48	11299.26
3	Net Profit/(Loss) for the period Before Tax (After Exceptional and/or Extraordinary items)	10.38	11.89	64.99	22.27	152.48	11299.26
4	Net Profit/(Loss) for the period after taxes	20.23	11.89	107.31	32.12	190.54	11280.88
5	Total Comprehensive Income for the period (Comprising Profit/(Loss) (after tax) and Other Comprehensive Income (after tax))	28.76	6.52	107.88	35.28	185.97	11268.70
6	Equity Share Capital (Face value of share ₹ 10/- each)	6162.73	6162.73	6162.73	6162.73	6162.73	6162.73
7	Other Equity (Reserves excluding Revaluation reserve)						10650.57
8	Earnings per share (EPS) (of ₹ 10/- each) (not annualised*)						
	Basic: (in ₹)	0.03*	0.02*	0.17*	0.05*	0.31*	18.31
	Diluted: (in ₹)	0.03*	0.02*	0.17*	0.05*	0.31*	18.31

Notes:

- The above are the extracts of the detailed formats of Consolidated (including all subsidiaries/ share in jointly controlled entities) and Standalone Financial Results for the quarter and Half year ended 30.09.2020 filed with the Stock Exchanges under Regulation 33 of the SEBI (Listing Obligations and Disclosure Requirements) Regulations, 2015. The full format of the Financial Results for the quarter and Half year ended 30.09.2020 are available on the Stock Exchange websites and on the Company's website.
Company's website : www.coalindia.in
BSE Limited : www.bseindia.com
NSE Limited : www.nseindia.com
- At present, Audit Committee has not been constituted as there is no Independent Director in the Company. Five Independent Directors retired on 16th Nov/2019 and two Independent Directors retired on 6th Sept' 2020 on completion of their tenure. As a result, no Audit Committee Meeting could be held. The above results have been reviewed and approved by the Board at their meeting held on 11th November, 2020. As required under Regulation 33 of the Securities and Exchange Board of India (Listing Obligations and Disclosure Requirements) Regulations, 2015 as amended, the Statutory Auditors have conducted limited review of the above financial results for the quarter and half year ended 30th September, 2020.
- The financial results of the company have been prepared in accordance with the Companies (Indian Accounting Standards) Rules, 2015, ("Ind AS") prescribed under section 133 of the Companies Act, 2013. (For detailed notes refer to the websites mentioned in Note 1 above).

Sd/-
(Pranod Agrawal)
Chairman-Cum-Managing Director
(DIN - 00279727)

Date : 11th November, 2020
Place : Kolkata

EMPOWERING INDIA | NURTURING NATURE | ENABLING LIFE




Project Finance & Structuring SBU, 4th floor, Mafatal Centre,
Nariman Point, Mumbai - 400 021.

EMPAANELMENT OF LEADERS' TRAFFIC CONSULTANTS (LTCs)

Project Finance & Structuring SBU, State Bank of India, Mumbai intends to empanel agencies for the role of 'Leaders' Traffic Consultants (LTC) for various sectors viz. Road, Airport, Metro etc. The interested agencies may apply for the same. The eligibility criteria, format for application and other details are available at the Bank's website www.sbi.co.in (path: SBI in the News->Procurement News->Empanelment of Traffic Consultants) of Traffic Consultants). The eligible agencies can submit their applications complete in all respect in the prescribed format latest by 5 p.m. on 27.11.2020 at the above mentioned address.

Sd/-
Deputy General Manager (PFSBU)

Place: Mumbai | Date: 12.11.2020




(A GOVT. OF INDIA UNDERTAKING)
HO: PRINTING & STATIONERY DEPARTMENT
C-13, SECTOR-1, NOIDA - 201301 (U.P.)

E-TENDER FOR PRINTING OF VARIOUS TYPES OF NON PERSONALISED SECURITY FORMS

Open tenders are invited from IBA approved security printers through bank's e-procurement portal for printing of various types of non PCB security forms. For further details, interested bidders may refer to the tender document. The tender documents can be collected in person on any working day from 12.11.2020 onward during working hours from Punjab National Bank, Printing & Stationery Deptt., C-13 Sector-1, NOIDA (UP) by paying Non-refundable Tender fee of Rs. 1,180 through Account Payee Demand Draft in favour of the Chief Manager, Punjab National Bank, Printing & Stationery Deptt., Noida. The tender document can also be downloaded from Bank's e-procurement portal <https://etender.pnbnet.in> and Bank's website www.pnbindia.in. Last date of submission of the e-tender through Bank's e-procurement portal is 02.12.2020 up to 01:00 p.m.

Chief Manager



SUNSHIELD CHEMICALS LIMITED
Corporate Identity Number : L99999MH1986PLC041612
Regd. Office: Equinox Business Park, Tower - 4, 9th floor - Unit No. 903, LBS Marg, Kurla West, Mumbai-400 070. | Phone No.86637100 | Fax No.24952834
E Mail : investor.sunshield@solvay.com | Website : www.solvayindia.in/en/solvay-in/sunshield-chemical-limited.html

Extract of unaudited financial results for the quarter and six months ended 30 September, 2020

Rs. In Lakhs (Except earnings per share)


Sr. No.	Particulars	Three months ended	Previous three months ended	Corresponding three months ended	Six months ended	Corresponding Six months ended	Year ended
		30/09/2020	30/06/2020	30/09/2019	30/09/2020	30/09/2019	31/03/2020
		Unaudited	Unaudited	Unaudited	Unaudited	Unaudited	Audited
1	Total income from operations	5,410	3,904	4,740	9,314	9,514	18,232
2	Net Profit for the period (before tax and exceptional items)	539	113	155	652	112	223
3	Net Profit for the period (before tax after exceptional items)	539	113	138	652	95	119
4	Net Profit for the period after tax	614	82	133	696	90	64
5	Total comprehensive income for the period	611	79	132	690	88	55
6	Paid-up equity share capital (face value of Rs.10/- each)						735
7	Other Equity excluding revaluation reserve (as per last audited balance sheet)						447
8	Basic & Diluted Earnings per Share (of Rs.10/- each) (* not annualized) - in Rupees	8.35*	1.11*	1.80*	9.46*	1.22*	0.88

Notes:-

- The above unaudited financial results for the quarter and six months ended 30 September 2020 have been reviewed by the Audit Committee and approved by the Board of Directors of the Company at their respective meetings held on 11 November 2020. The figures for the quarter and six months ended 30 September 2020 have been subjected to limited review by the auditors.
- The above is an extract of the detailed format of Quarterly/Annual Financial Results filed with the Stock Exchange under Regulation 33 of the SEBI (Listing Obligations and Disclosure Requirements) Regulations, 2015. The full format of the Quarterly/Annual Financial Results are available on the Stock Exchange website (www.bseindia.com) and on the Company's website (www.solvayindia.in/en/solvay-in/sunshield-chemical-limited.html)

For and on behalf of the Board of Directors
SUNSHIELD CHEMICALS LIMITED
Manoj Khullar
Managing Director
DIN No : 06415392

Mumbai, 11 November 2020



A2Z INFRA ENGINEERING LTD.
CIN: L74999HR2002PLC034805
Registered Office: O-116, 1st Floor, DLF Shopping Mall, Arjun Marg, DLF Phase 1, Gurugram-122002, (Haryana)
Corporate Office: Plot No. B-38, Institutional Area, Sector 32, Gurugram-122001 (Haryana)
E-mail: investor.relations@a2zemail.com, Website: www.a2zgroup.co.in, Tel.: 0124-4517600, Fax: 0124-4380014

Extract of Standalone and Consolidated Unaudited Financial Results for the quarter and six months ended September 30, 2020

(Amount in Rs Lakhs)







S. No.	Particulars	Standalone					Consolidated				
		Quarter Ended		Six months period ended		Year ended	Quarter Ended		Six months period ended		Year Ended
		September 30, 2020	September 30, 2019	September 30, 2020	September 30, 2019	March 31, 2020	September 30, 2020	September 30, 2019	September 30, 2020	September 30, 2019	March 31, 2020
		Unaudited	Unaudited	Unaudited	Unaudited	Audited	Unaudited	Unaudited	Unaudited	Unaudited	Audited
1	Total Income from Operations	5,083.83	14,464.86	7,364.04	25,738.51	38,522.64	12,028.43	23,159.50	19,268.95	41,959.77	69,984.30
2	(Loss)/Profit before exceptional items and tax	(1,400.28)	(828.19)	(2,411.75)	(1,735.48)	(7,848.20)	(1,584.02)	(213.87)	(2,875.31)	(1,235.36)	(7,618.71)
3	(Loss)/profit before tax	(1,400.28)	(1,896.61)	(2,411.75)	5,233.93	(25,479.10)	(1,584.02)	(1,921.77)	(2,875.31)	5,094.57	(23,727.39)
4	(Loss)/profit for the period/year	(1,410.00)	(3,665.36)	(2,436.58)	3,451.47	(29,088.70)	(1,676.09)	(3,932.28)	(3,091.78)	2,894.27	(27,814.38)
5	Total Comprehensive Income for the period/year	(1,348.71)	(3,641.40)	(2,346.83)	3,468.07	(29,057.63)	(1,614.80)	(3,908.32)	(3,002.03)	2,910.87	(27,663.39)
6	Equity share capital (Paid-up) Face value of the share - Rs 10/- each	17,611.99	17,611.99	17,611.99	17,611.99	17,611.99	17,611.99	17,611.99	17,611.99	17,611.99	17,611.99
7	(Loss)/Earnings Per Share (of Rs. 10 each)										
	(a) Basic earnings per share	(0.80)	(2.08)	(1.38)	1.96	(16.52)	(0.94)	(2.13)	(1.74)	1.71	(15.73)
	(b) Diluted earnings per share	(0.80)	(2.08)	(1.38)	1.96	(16.52)	(0.94)	(2.13)	(1.74)	1.71	(15.73)

Notes:

- The above Standalone and Consolidated financial results for the quarter and six months ended September 30, 2020 have been reviewed by the Audit Committee and on their recommendation have been approved by the Board of Directors at its meeting held on November 10, 2020.
Basic and Diluted Earnings Per Share is not annualized for the quarters ended September 30, 2020 and September 30, 2019 and six months ended September 30, 2020 and September 30, 2019.
- The above is an extract of detailed format of financial results (Standalone and Consolidated) filed with the Stock Exchange under Regulation 33 of SEBI (Listing and Other Disclosure Requirements) Regulations, 2015. The full format of the quarterly and six months ended September 30, 2020 financial results are available on Company's website at www.a2zgroup.co.in and also be accessed on the website of the Stock Exchange at www.bseindia.com and www.nseindia.com.

For and on behalf of A2Z Infra Engineering Limited
Sd/-
Rajesh Jain
Whole Time Director & CEO
DIN: 07015027

Place: Gurugram
Date: November 10, 2020

INFO EDGE (INDIA) LIMITED
Regd. Office : Ground Floor, GF-12A, 94, Meghdoot Building, Nehru Place, New Delhi - 110019
CIN: L74899DL1995PLC068021, Tel no. : 0120-3082000, Fax: 0120-3082095, Website : www.infoedge.in, Email: investors@naukri.com

STATEMENT OF STANDALONE AND CONSOLIDATED UNAUDITED FINANCIAL RESULTS FOR THE QUARTER AND HALF YEAR ENDED SEPTEMBER 30, 2020

Amount in ₹ (Mn)

Particulars	Results on Standalone Basis						Results on Consolidated Basis					
	3 months ended 30/09/2020	Preceding 3 months ended 30/06/2020	Corresponding 3 months ended in the previous year 30/09/2019	6 months ended 30/09/2020	6 months ended 30/09/2019	Previous year ended 31/03/2020	3 months ended 30/09/2020	Preceding 3 months ended 30/06/2020	Corresponding 3 months ended in the previous year 30/09/2019	6 months ended 30/09/2020	6 months ended 30/09/2019	Previous year ended 31/03/2020
	(Unaudited)	(Unaudited)	(Unaudited)	(Unaudited)	(Unaudited)	(Audited)	(Unaudited)	(Unaudited)	(Unaudited)	(Unaudited)	(Unaudited)	(Audited)
1. Total Income from operations (net)	2,561.16	2,801.41	3,166.11	5,362.57	6,293.83	12,726.95	2,609.12	2,850.46	3,295.39	5,459.58	6,492.76	13,119.30
2. Net profit/(loss) for the period (before tax and exceptional items)	653.96	1,121.74	1,107.47	1,775.70	2,246.10	4,422.82	(316.04)	1,168.68	(854.73)	852.64	(2,325.38)	(3,078.68)
3. Net profit/(loss) for the period before tax (after exceptional items)	653.96	1,121.74	358.21	1,775.70	1,415.23	3,189.87	3,424.29	1,228.89	(839.28)	4,653.18	(2,340.44)	(1,257.62)
4. Net profit/(loss) for the period after tax	511.53	832.24	92.56	1,343.77	760.00	2,056.65	3,280.29	936.63	(1,118.13)	4,216.92	(3,027.28)	(2,457.48)
5. Total comprehensive income for the period [comprising profit/(loss) for the period (after tax) and other comprehensive income (after tax)]	514.93	838.85	83.67	1,353.78	749.40	2,008.11	3,318.21	944.06	(1,104.40)	4,262.27	(3,025.47)	(2,486.59)
6. Equity Share Capital	1,285.84	1,225.16	1,223.16	1,285.84	1,223.16	1,225.16	1,285.84	1,225.16	1,223.16	1,285.84	1,223.16	1,225.16
7. Reserve (excluding Revaluation Reserve) as shown in the Audited Balance sheet of the previous year						23,093.93						20,732.90
Earning per share (of ₹ 10 each) (not annualised)												
(a) Basic	4.06	6.81	0.76	10.83	6.23	16.85	26.05	7.66	(8.95)	33.98	(24.32)	(19.46)
(b) Diluted	4.03	6.76	0.75	10.74	6.18	16.75	25.85	7.60	(8.89)	33.71	(24.16)	(19.46)

Note :

- The above is an extract of the detailed format of Quarterly financial results filed with the Stock Exchanges under Regulation 33 of the SEBI (Listing Obligations and Disclosure Requirements) Regulations, 2015 as modified by circular no. CIR/CFD/FAC/62/2016 dated July 05, 2016. The full format of the Quarterly financial results are available on the Stock Exchange websites (www.nseindia.com and www.bseindia.com) and on the company's website (www.infoedge.in).
- The above results have been prepared in accordance with the Indian Accounting Standards (Ind AS) as prescribed under Section 133 of the Companies Act, 2013 read with Rule 3 of Companies (Indian Accounting Standards) Rules, 2015 and Companies (Indian Accounting Standards) Amendment Rules, 2016.

Place : Noida
Date : November 10, 2020

Hitesh Oberoi
Managing Director

Dhani Loans and Services Limited
(Formerly known as Indiabulls Consumer Finance Limited)
(CIN: U74899DL1994PLC062407)

Extract of Unaudited Consolidated Financial Results for the six months ended 30 September 2020
[Regulation 52 (8), read with Regulation 52 (4), of the SEBI (LODR) Regulations, 2015]

Sr No.	Particulars	(Amount in ₹ Lakh)		
		Six months ended 30.09.20	Six months ended 30.09.19	Year ended 31.03.20
1.	Total income from operations	72,142.09	1,33,935.13	2,68,368.09
2.	Net profit / (loss) for the period before tax	10,698.43	23,118.93	(5,816.41)
3.	Net profit / (loss) for the period after tax	7,268.85	16,192.15	(3,742.67)
4.	Total comprehensive income / (loss) for the period	7,543.51	17,278.65	(2,999.04)
5.	Paid-up equity share capital	6,118.80	6,118.80	6,118.80
6.	Other equity	4,14,101.28	4,50,485.95	4,08,175.93
7.	Net Worth	4,27,222.43	4,59,798.70	4,25,937.56
8.	Paid-up debt capital / outstanding debt	1,29,479.72	1,19,981.47	79,677.24
9.	Debt Equity Ratio	1.00	1.34	0.95
10.	Earnings per share (face value of ₹10 each) *(EPS for the half year not annualised)			
	Basic : (amount in ₹)	11.77*	27.19*	(6.78)
	Diluted : (amount in ₹)	11.77*	27.19*	(6.78)
11.	Capital Redemption Reserve	100.00	100.00	100.00

Notes to the Financial Results:

The above consolidated financial results of Dhani Loans and Services Limited (formerly known as Indiabulls Consumer Finance Limited) ('DLSL', 'the Company' and 'the Holding company') for the six months ended 30 September 2020 have been reviewed by the Audit Committee and subsequently approved at the meeting of the Board of Directors held on 11 November 2020.

Extract of Unaudited Standalone Financial Results for the six months ended 30 September 2020
(Amount in ₹ Lakh)

Sr No.	Particulars	(Amount in ₹ Lakh)		
		Six months ended 30.09.20	Six months ended 30.09.19	Year ended 31.03.20
1.	Total income from operations	68,629.66	1,27,414.39	2,51,687.60
2.	Net profit for the period before tax	11,449.91	26,958.52	4,961.03
3.	Net profit for the period after tax	8,048.32	20,316.33	5,425.46
4.	Total comprehensive income for the period	8,294.86	21,395.35	6,153.72
5.	Paid-up equity share capital	6,118.80	6,118.80	6,118.80
6.	Other equity	4,24,337.85	4,46,210.57	4,17,654.95
7.	Net Worth	4,30,456.65	4,52,329.37	4,23,773.75
8.	Paid-up debt capital / outstanding debt	1,29,479.72	1,19,981.47	79,677.24
9.	Debt Equity Ratio	0.94	1.10	0.91
10.	Earnings per share (face value of ₹10 each) *(EPS for the half year not annualised)			
	Basic : (amount in ₹)	13.15*	33.20*	8.87
	Diluted : (amount in ₹)	13.15*	33.20*	8.87
11.	Capital Redemption Reserve	100.00	100.00	100.00

Notes to the Financial Results:

The above standalone financial results of Dhani Loans and Services Limited (formerly known as Indiabulls Consumer Finance Limited) ('DLSL', 'the Company') for the six months ended 30 September 2020 have been reviewed by the Audit Committee and subsequently approved at the meeting of the Board of Directors held on 11 November 2020.

Registered Office: M-62&63, First Floor, Connaught Place, New Delhi-110 001.
(CIN: U74899DL1994PLC062407)

For and on behalf of the Board of Directors

Place : Mumbai
Date : 11 November 2020

Pinank Shah
CEO & Whole Time Director

यूरो एशिया एक्सपोर्ट्स लिमिटेड
पंजीकृत कार्यालय : प्लॉट नं. 3-ए, प्रथम इत, बीएलके-एक्स, लोहा बग्घी, नानकना इंडियन एक्सपोर्ट्स, नई दिल्ली-110028
कोरपोरेट कार्यालय : असा तल, प्लॉट नं. बी-103, साउथ सिटी कं. मुम्बई, हरियाणा-122001
सीआइएन नं. : L51909DL1981PLC012621, ई-मेल : info@euroasiacorp.com, यूरोएक्स नं. : 0124- 4577739
30 सितम्बर, 2020 को समाप्त तिमाही हेतु अलेखणीय वित्तीय परिणामों का सारांश (₹ लाख में)

विवरण	30 सितम्बर, 2020 को समाप्त तिमाही (अलेखणीय)	30 सितम्बर, 2020 को समाप्त छमाही (अलेखणीय)	30 सितम्बर, 2019 को समाप्त तिमाही (अलेखणीय)
प्रचालन से कुल आय (निवल)	13.13	19.56	3.96
कर पूर्व अर्पण हेतु निवल (हानि) एवं अपवादित मदें	(0.36)	(3.61)	(4.50)
कर पूर्व अर्पण हेतु निवल (हानि)	(0.36)	(3.61)	(4.50)
कर पश्चात अर्पण हेतु निवल (हानि)	(0.36)	(3.61)	(4.50)
अर्पण हेतु कुल व्यापक आय	(0.36)	(3.61)	(4.50)
इक्विटी शेयर पूंजी	238.04	238.04	238.04
आव प्रति शेयर :			
बेसिक	-	-	-
डायल्यूटेड	-	-	-

टिप्पणी : उपर्युक्त सेबी (सूचीबद्धता दायित्व एवं प्रकटन अपेक्षाएँ) विनियम, 2015 के विनियम 33 के तहत स्टॉक एक्सचेंज के साथ दर्ज तिमाही वित्तीय परिणामों के विस्तृत प्रारूप का सारांश है। तिमाही वित्तीय परिणामों का पूर्ण प्रारूप स्टॉक एक्सचेंज की वेबसाइट www.bseindia.com तथा कम्पनी की वेबसाइट www.euroasiacorp.com पर उपलब्ध है।

यूरो एशिया एक्सपोर्ट्स लिमिटेड के निदेशक मण्डल के लिए तथा उनकी ओर से
₹/- यमन गोयल गणेश कुमार सिंघल
निदेशक प्रबंध निदेशक
सीआइएन नं. : 07166489 बीआइएन नं. : 06595136

दिनांक : 11.11.2020
स्थान : नई दिल्ली

बैंक ऑफ बड़ौदा शाखा आर.ओ.एस.ए.आर.बी. इंदरा नगर, देहरादून

कब्जा नोटिस (अचल सम्पत्तियों)

परिशिष्ट IV के अनुसार सिक्योरिटी इंटरस्ट (रेफोरसमेंट) नियम 2002 के नियम 8(1) के साथ पठित अधिनियम 2002 के अन्तर्गत प्राप्त अधिकारों का प्रयोग करते हुए उक्त अधिनियम की धारा 13 (12) एवं सिक्योरिटी इंटरस्ट (रेफोरसमेंट) नियम 2002 के संप्रतिनियम 3 के अन्तर्गत दिनांक 02.07.2020 में डिमांड नोटिस जारी कर ऋणी श्री हरीश कुमार पुत्र स्व0 श्री सुभाष चन्द्र (स्व0 श्री सुभाष चन्द्र के कानूनी वारिस), श्रीमती शान्ति देवी पत्नी स्व0 श्री सुभाष चन्द्र, श्री बसन्त कुमार शर्मा पुत्र स्व0 श्री सुभाष चन्द्र को रुपये 11,59,731 (रुपये ग्यारह लाख उन्सठ हजार सात सौ इक्कीस केवल) 02.07.2020 तक भविष्य के ब्याज एवं प्रासंगिक खर्चों के साथ, 60 दिनों के अन्दर अदा करने की मांग की थी,

ऋणियों को नोटिस में वर्णित राशि अदा करने में विफल रहने पर एतद्वारा निम्नलिखित ऋणियों/जमानतदार और जनसाधारण को सूचना दी जाती है कि प्राधिकृत अधिकारी द्वारा उक्त अधिनियम की धारा 13 की धारा (4) एवं संप्रतिनियम 8 के अन्तर्गत प्राप्त शक्तियों का प्रयोग करते हुए दिनांक 06.11.2020 को निम्नलिखित सम्पत्ति का कब्जा प्राप्त कर लिया गया है।

अतः ऋणियों/जमानतदारों और जनसाधारण को सूचना दी जाती है कि इस सम्बन्ध में किसी भी प्रकार का सौदा व्यवहार किसी अन्य से न करें ऐसे कोई भी सौदा/ व्यवहार बैंक ऑफ बड़ौदा को देय राशि रुपये 11,59,731 (रुपये ग्यारह लाख उन्सठ हजार सात सौ इक्कीस केवल) भविष्य के ब्याज एवं प्रासंगिक खर्चों के साथ (रिकवरी घटाकर यदि हो)।

ऋणियों को आमंत्रित किया जाता है कि अधिनियम की धारा 13 व उपधारा (8) में उपलब्ध समय का इस्तेमाल करते हुए, बन्धक सम्पत्तियों को मुक्त करा ले।

अचल सम्पत्तियों का विवरण :- समस्त बन्धक सम्पत्ति (रिहायशी मकान) खाता न0 11, खेत न0 53 ख माप 63.24 वर्ग मी0 (680 वर्ग फीट) ग्राम सिमलचौर, पट्टी सुखराओ, तहसील कोटद्वार, जिला पौड़ी गढ़वाल उत्तराखण्ड स्थित है सब रजिस्ट्रार कोटद्वार कार्यालय में रजिस्टर्ड है बुक न. 1, योच्युम 645 पेज 202 से 221 सीरियल न. 2739 दिनांक 29.07.2015 स्व0 श्री सुभाष चन्द्र पुत्र स्व0 श्री राजकुमार शर्मा ग्राम धुवपुर, पट्टी सुखराओ, कोटद्वार, जिला पौड़ी गढ़वाल उत्तराखण्ड के नाम है।

स्थान : कोटद्वार मौड़ी गढ़वाल दिनांक : 06.11.2020 प्राधिकृत अधिकारी : बैंक ऑफ बड़ौदा

एजेट इन्फ्रा इंजीनियरिंग लिमिटेड
CIN: L74999HR2002PLC034805

पंजीकृत कार्यालय: ओ-116, पहली मंजिल, डीएलएफ शांतिग मॉल, अर्जुन मार्ग, डीएलएफ फेज 1, गुरुग्राम-122002 (हरियाणा)

कोरपोरेट कार्यालय: प्लॉट नं. बी-38, इंस्टीट्यूशनल एरिया, सैक्टर-32, गुरुग्राम-122001 (हरियाणा)
ईमेल: investor.relations@a2zemail.com, वेबसाइट: www.a2zgroup.co.in, फोन: 0124-4517600, फैक्स: 0124-4380014

30 सितम्बर, 2020 को समाप्त तिमाही और छमाही के लिए स्टैंडलोन और कंसोलिडेटेड अनकंसेलित वित्तीय परिणामों का उद्घरण
(राशि ₹. लाखों में)

क्र. सं.	विवरण	स्टैंडलोन				कंसोलिडेटेड					
		समाप्त तिमाही		समाप्त छः महीनों की अवधि		समाप्त तिमाही		समाप्त छः महीनों की अवधि			
		सितम्बर 30, 2020	सितम्बर 30, 2019	सितम्बर 30, 2020	सितम्बर 30, 2019	सितम्बर 30, 2020	सितम्बर 30, 2019	सितम्बर 30, 2020	सितम्बर 30, 2019		
1	प्रचालन से कुल आय	5,083.83	14,464.86	7,364.04	25,738.51	38,522.64	12,028.43	23,159.50	19,268.95	41,959.77	69,984.30
2	अपवादात्मक मदों और कर से पहले (हानि)/लाभ	(1,400.28)	(828.19)	(2,411.75)	(1,735.48)	(7,848.20)	(1,584.02)	(213.87)	(2,875.31)	(1,235.36)	(7,618.71)
3	कर से पहले लाभ/(हानि)	(1,400.28)	(1,896.61)	(2,411.75)	5,233.93	(25,479.10)	(1,584.02)	(1,921.77)	(2,875.31)	5,094.57	(23,727.39)
4	अवधि/वर्ष के लिए लाभ/(हानि)	(1,410.00)	(3,665.36)	(2,436.58)	3,451.47	(29,088.70)	(1,676.09)	(3,932.28)	(3,091.78)	2,894.27	(27,814.38)
5	अवधि/वर्ष के लिए कुल व्यापक आय	(1,348.71)	(3,641.40)	(2,346.83)	3,468.07	(29,057.63)	(1,614.80)	(3,908.32)	(3,002.03)	2,910.87	(27,663.39)
6	इक्विटी शेयर कैपिटल (सुका-हुआ) (शेयर का अंकित मूल्य प्रत्येक ₹. 10/-)	17,611.99	17,611.99	17,611.99	17,611.99	17,611.99	17,611.99	17,611.99	17,611.99	17,611.99	17,611.99
7	प्रति शेयर आय (प्रत्येक ₹. 10 के)	(0.80)	(2.08)	(1.38)	1.96	(16.52)	(0.94)	(2.13)	(1.74)	1.71	(15.73)
	(ए) प्रति शेयर आय बेसिक	(0.80)	(2.08)	(1.38)	1.96	(16.52)	(0.94)	(2.13)	(1.74)	1.71	(15.73)
	(बी) प्रति शेयर आय डायल्यूटेड	(0.80)	(2.08)	(1.38)	1.96	(16.52)	(0.94)	(2.13)	(1.74)	1.71	(15.73)

नोट:

- 10 नवम्बर, 2020 को आयोजित बैठक में उपरोक्त 30 सितम्बर 2020 को समाप्त तिमाही और छमाही के लिए स्टैंडलोन और कंसोलिडेटेड वित्तीय परिणामों की समीक्षा लेखापरीक्षा समिति द्वारा की गई है तथा उनकी सिफारिश के आधार पर इसे निदेशक मंडल द्वारा मंजूरी प्रदान की गई है।
- 30 सितम्बर, 2020 और 30 सितम्बर, 2019 को समाप्त तिमाहियों और 30 सितम्बर 2020 और 30 सितम्बर 2019 को समाप्त छः महीनों के लिए बेसिक और डायल्यूटेड प्रति शेयर आय वार्षिकीकृत नहीं है।
- सेबी (सूचीयन अनिवार्यताएँ एवं प्रकटीकरण अपेक्षाएँ) विनियमावली, 2015 के विनियम 33 के अनुसार, स्टॉक एक्सचेंजों के साथ दर्ज की गई उपरोक्त वित्तीय परिणामों (स्टैंडलोन और कंसोलिडेटेड) के विस्तृत प्रारूप का एक उद्घरण है। 30 सितम्बर 2019 को समाप्त तिमाही और छमाही के वित्तीय परिणामों का सम्पूर्ण विवरण कंपनी की वेबसाइट www.a2zgroup.co.in पर उपलब्ध है और स्टॉक एक्सचेंज की वेबसाइट www.bseindia.com और www.nseindia.com से भी प्राप्त कर सकते हैं।

कृते एजेट इन्फ्रा इंजीनियरिंग लिमिटेड की ओर से
हस्ता./-
राजेश जैन
पूर्णकालिक निदेशक और सीईओ
DIN: 07015027

स्थान: गुरुग्राम
दिनांक: 10 नवम्बर, 2020

infoedge 99acres shiksha Jeevansathi

INFO EDGE (INDIA) LIMITED
Regd. Office : Ground Floor, GF-12A, 94, Meghdoot Building, Nehru Place, New Delhi - 110019
CIN: L74899DL1995PLC068021, Tel no. : 0120-3082000, Fax: 0120-3082095, Website : www.infoedge.in, Email: investors@naukri.com

STATEMENT OF STANDALONE AND CONSOLIDATED UNAUDITED FINANCIAL RESULTS FOR THE QUARTER AND HALF YEAR ENDED SEPTEMBER 30, 2020

Particulars	Results on Standalone Basis						Results on Consolidated Basis					
	3 months ended 30/09/2020	Preceding 3 months ended 30/06/2020	Corresponding 3 months ended in the previous year 30/09/2019	6 months ended 30/09/2020	6 months ended 30/09/2019	Previous year ended 31/03/2020	3 months ended 30/09/2020	Preceding 3 months ended 30/06/2020	Corresponding 3 months ended in the previous year 30/09/2019	6 months ended 30/09/2020	6 months ended 30/09/2019	Previous year ended 31/03/2020
	(Unaudited)	(Unaudited)	(Unaudited)	(Unaudited)	(Unaudited)	(Audited)	(Unaudited)	(Unaudited)	(Unaudited)	(Unaudited)	(Unaudited)	(Audited)
1. Total Income from operations (net)	2,561.16	2,801.41	3,166.11	5,362.57	6,293.83	12,726.95	2,609.12	2,850.46	3,295.39	5,459.58	6,492.76	13,119.30
2. Net profit/(loss) for the period (before tax and exceptional items)	653.96	1,121.74	1,107.47	1,775.70	2,246.10	4,422.82	(316.04)	1,168.68	(854.73)	852.64	(2,325.38)	(3,078.68)
3. Net profit/(loss) for the period before tax (after exceptional items)	653.96	1,121.74	358.21	1,775.70	1,415.23	3,189.87	3,424.29	1,228.89	(839.28)	4,653.18	(2,340.44)	(1,257.62)
4. Net profit/(loss) for the period after tax	511.53	832.24	92.56	1,343.77	760.00	2,056.65	3,280.29	936.63	(1,118.13)	4,216.92	(3,027.28)	(2,457.48)
5. Total comprehensive income for the period [comprising profit/(loss) for the period (after tax) and other comprehensive income(after tax)]	514.93	838.85	83.67	1,353.78	749.40	2,008.11	3,318.21	944.06	(1,104.40)	4,262.27	(3,025.47)	(2,486.59)
6. Equity Share Capital	1,285.84	1,225.16	1,223.16	1,285.84	1,223.16	1,225.16	1,285.84	1,225.16	1,223.16	1,285.84	1,223.16	1,225.16
7. Reserve (excluding Revaluation Reserve) as shown in the Audited Balance sheet of the previous year						23,093.93						20,732.90
Earning per share (of ₹ 10 each) (not annualised)												
(a) Basic	4.06	6.81	0.76	10.83	6.23	16.85	26.05	7.66	(8.95)	33.98	(24.32)	(19.46)
(b) Diluted	4.03	6.76	0.75	10.74	6.18	16.75	25.85	7.60	(8.89)	33.71	(24.16)	(19.46)

Note :

1. The above is an extract of the detailed format of Quarterly financial results filed with the Stock Exchanges under Regulation 33 of the SEBI (Listing Obligations and Disclosure Requirements) Regulations, 2015 as modified by circular no. CIR/CFD/FAC/62/2016 dated July 05, 2016. The full format of the Quarterly financial results are available on the Stock Exchange websites (www.nseindia.com and www.bseindia.com) and on the company's website (www.infoedge.in).
2. The above results have been prepared in accordance with the Indian Accounting Standards (Ind AS) as prescribed under Section 133 of the Companies Act, 2013 read with Rule 3 of Companies (Indian Accounting Standards) Rules, 2015 and Companies (Indian Accounting Standards) Amendment Rules, 2016.

Place : Noida
Date : November 10, 2020

Hitesh Oberoi
Managing Director